

N-TRON

THE INDUSTRIAL NETWORK COMPANY

517FX-A

The *N-TRON*® 517FX Series Industrial Ethernet Switch offers outstanding performance and ease of use. It is ideally suited for connecting Ethernet enabled industrial and/or security equipment and can be optionally configured with advanced Ethernet communication management functions

PRODUCT FEATURES

- Full IEEE 802.3 and 1613 Compliance
- NEMA TS1/TS2 Compliance
- American Bureau of Shipping (ABS) Type Approval
- Sixteen 10/100 BaseTX RJ-45 Ports
- One 100BaseFX Port, ST (shown) or SC
- Extended Environmental Specifications
- Auto Sensing 10/100BaseTX, Duplex, and MDIX
- Store-and-forward Technology
- Up to 2.6 Gb/s Backplane Throughput
- Rugged Industrial DIN-Rail Enclosure
- Redundant Power Inputs (10-30 VDC)
- Bi-Color LED's For Link, Speed, Activity & Duplex Status

Advanced Management Features (With -A option only):

- IGMP Snooping
- VLAN
- QoS
- Trunking
- Mirroring
- N-View™ (Remote Monitoring Using OPC Technology)

Advanced Management Functions

The 517FX-A offers several management functions that can be easily configured using the COM Port (DB 9 Connector located on the right side of the switch).

IGMP Snooping - Internet Group Management Protocol is a feature that allows the 517FX-A switch to forward and filter multicast traffic intelligently.

VLAN - Virtual Local Area Network allows segmentation of the switch in order to create two or more separate local area network domains.

QoS - Quality of Service provides prioritization of network traffic in order to provide better network service. The primary goal of QoS is to improve the latency of prioritized Ethernet packets required for ring management, real-time and other interactive applications.

Trunking - Trunking (aggregation) enables multiple physical ports to be linked together and function as one uplink to another *N-TRON* trunking capable switch configured in the same manner, thereby increasing the bandwidth between switches. This configuration can provide increased bandwidth and redundancy to applications requiring high levels of fault tolerant operation.

Port Mirroring - This 517FX-A function allows the traffic on one port to be duplicated and sent to a designated mirror port. Port mirroring can be used to monitor Ethernet traffic on the designated source port using the assigned mirror port.



N-View OPC Switch Monitoring (With -A or -N Option Only)

The *N-TRON* N-View OLE for Process Control (OPC) server software can be combined with popular HMI software packages to add network traffic monitoring, trending and alarming to any application using *N-TRON* switches configured with the N-View option. *N-TRON*'s N-View OPC server collects 41 different traffic variables per port and 5 system level variables per switch. This information can provide a complete overview of the network load, service quality, and packet traffic. OPC client software can use N-View OPC Server data to resolve network problems quickly and improve system reliability.

Industrial Packaging and Specifications

The *N-TRON* 517FX is designed to operate in industrial environments. It is housed in a rugged steel enclosure that can be DIN-RAIL or panel mounted, and an optional rackmount kit is also available. The 517FX comes standard with extended temperature rating, extended shock and vibration specs, redundant power inputs, and a high MTBF (greater than 2M hours).

Ease of Use

The *N-TRON* 517FX requires no setup unless the advanced port functions are utilized. The sixteen 10/100BaseTX ports are auto sensing and auto configuring. Each copper port is automatically negotiated for maximum speed and performance by default. The fiber optic port support full 200Mb/s communications via 100BaseFX. Bi-color LED's are provided to display the link status, link speed and activity of each port as well as power on/off status.

Performance

The *N-TRON* 517FX uses "state of the art" IEEE 802.3 Fast Ethernet 10/100BaseTX switching technology. This technology eliminates network collisions and increases network determinism. Up to 4,000 MAC addresses are supported enabling sophisticated and complex network architectures. A high speed processor and backplane allows wire speed capability on all ports simultaneously.

Secure online
ordering
24/7/365 from

B & B electronics
MANUFACTURING COMPANY

International Headquarters: 707 Dayton Road - PO Box 1040 - Ottawa, IL 61350 USA
815-433-5100 Fax 815-433-5104 www.bb-elec.com orders@bb-elec.com support@bb-elec.com

European Headquarters: Westlink Commercial Park - Oranmore Co. Galway - Ireland
+353 91 792444 Fax +353 91 792445 www.bb-europe.com orders@bb-europe.com support@bb-europe.com

517FX Industrial Ethernet Switch Ordering Information

517FX-A-XX-S Sixteen 10/100BaseTX Ports, One Multimode 100BaseFX Fiber Optic Port
517FXE-A-XX-YY Sixteen 10/100BaseTX Ports, One Singlemode 100BaseFX Fiber Optic Port

Where: A = A for Advanced Management Features,
or N for N-View, and Blank Otherwise, N-View included in -A;
XX = ST or SC, YY = 15, 40 or 80 for singlemode, blank for multimode
S = Standard Temperature Rating -20°C to 70°C, Blank for -40°C to 85°C

517FX-A Specifications

Switch Properties

Number of MAC Addresses: 4,000
Aging Time: 300 s
Latency Typ.: 2.1 μ s
Backplane Speed: 2.6Gb/s
Switching Method: Store & Forward

Case Dimensions:

Height: 2.3" (5.8cm)
Width: 7.4" (18.8cm)
Depth: 3.5" (8.8cm)
Weight: 2.2 lbs (1.0kg)
Din-Rail: 35mm

Electrical

Redundant Input Voltage: 10-30 VDC
Input Current: 440 mA@24V
Inrush: 8.5Amp/0.8ms@24V

Environmental

Operating and Storage Temp: -20°C to 70°C (Standard)
-40°C to 85°C (Extended)
Operating Humidity: 10% to 95%
(Non Condensing)
Operating Altitude: 0 to 10,000 ft.

Shock and Vibration (bulkhead mounting)

Shock: 200g @ 10ms
Vibration/Seismic: 50g, 5-200Hz, Triaxial

Reliability

MTBF: >2Million Hours

Network Media

10BaseT: >Cat3 Cable
100BaseTX: >Cat5 Cable
100BaseFX
Multimode: 50-62.5/125 μ m
Singlemode: 7-10/125 μ m

Fiber Transceiver Characteristics

| Fiber Length | 2km* | 15km** | 40km** | 80km** |
|--------------------|--------|--------|--------|--------|
| TX Power Min | -19dBm | -15dBm | -5dBm | -5dBm |
| RX Sensitivity Max | -32dBm | -29dBm | -34dBm | -34dBm |
| Wavelength | 1310nm | 1310nm | 1310nm | 1550nm |

* Multimode Fiber Optic Cable
** Singlemode Fiber Optic Cable

Connectors

10/100BaseTX: Sixteen (16) RJ-45 Copper Ports
100BaseFX: One (1) SC or ST Duplex Port

Serial Configuration Port

Com Parameters: 9600,n,8,1

Recommended Wiring Clearance

Front: 4" (10.16 cm)
Side: 1" (2.54 cm)

Regulatory Approvals

FCC/CE (CFR 47, Part 15, Subpart B, Class A)
EMC Dir 89/336/EEC, EN 50204, EN 55011
EN61000-4-2/3/4/5/6/8/11, EN61000-6-2/4
ANSI C63.4, ICES-003
UL /cUL: Class I, Div 2, Groups A, B, C, D and T4A
UL 508 and UL 1604
CAN/CSA-C22.2 No.213, ATEX II 3 G Ex nA
ABS Type Approval for Shipboard Applications
GOST-R Certified, RoHS Compliant
Designed to comply with:
IEEE 1613 for Electric Utility Substations
NEMA TS1/TS2 for Traffic Control

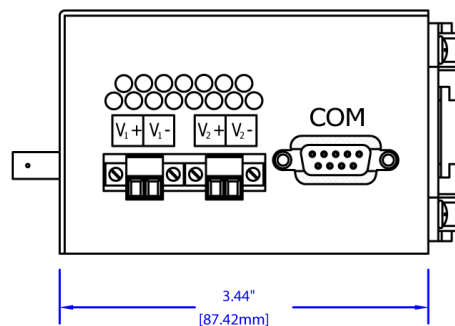
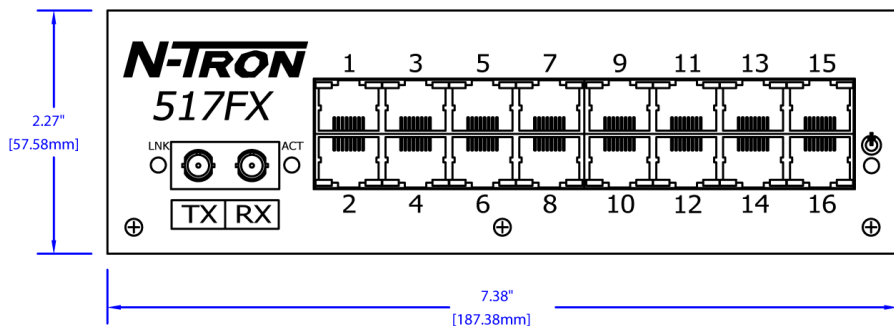
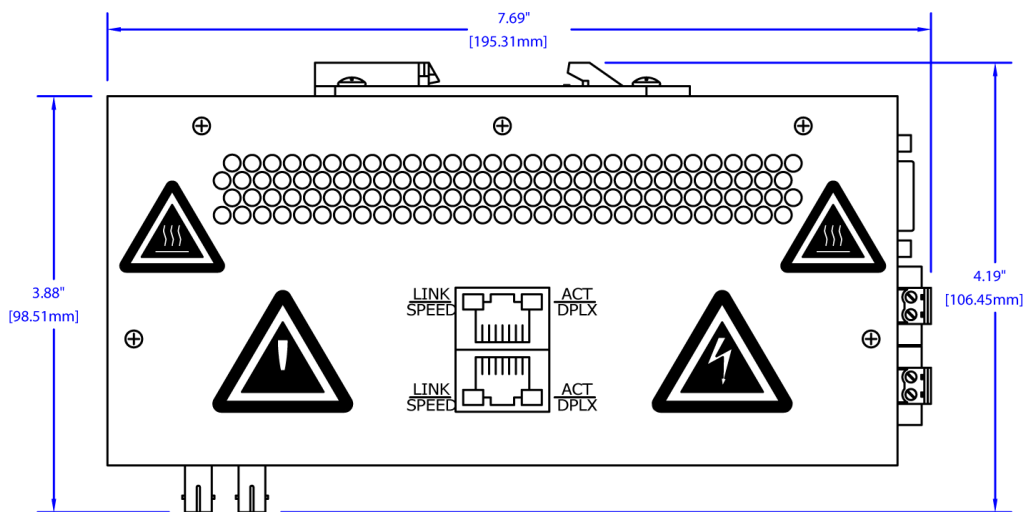
Contact Information

Secure online
ordering
24/7/365 from



International Headquarters: 707 Dayton Road - PO Box 1040 - Ottawa, IL 61350 USA
815-433-5100 Fax 815-433-5104 www.bb-elec.com orders@bb-elec.com support@bb-elec.com

European Headquarters: Westlink Commercial Park - Oranmore Co. Galway - Ireland
+353 91 792444 Fax +353 91 792445 www.bb-europe.com orders@bb-europe.com support@bb-europe.com



Secure online ordering 24/7/365 from **B & B electronics** MANUFACTURING COMPANY
 International Headquarters: 707 Dayton Road - PO Box 1040 - Ottawa, IL 61350 USA
 815-433-5100 Fax 815-433-5104 www.bb-elec.com orders@bb-elec.com support@bb-elec.com
 European Headquarters: Westlink Commercial Park - Oranmore Co. Galway - Ireland
 +353 91 792444 Fax +353 91 792445 www.bb-europe.com orders@bb-europe.com support@bb-europe.com