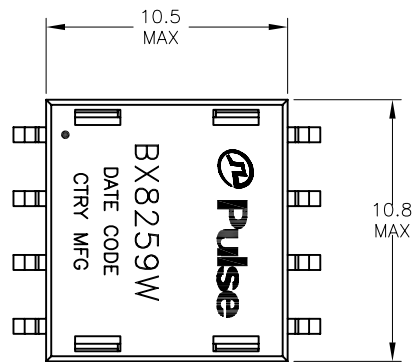


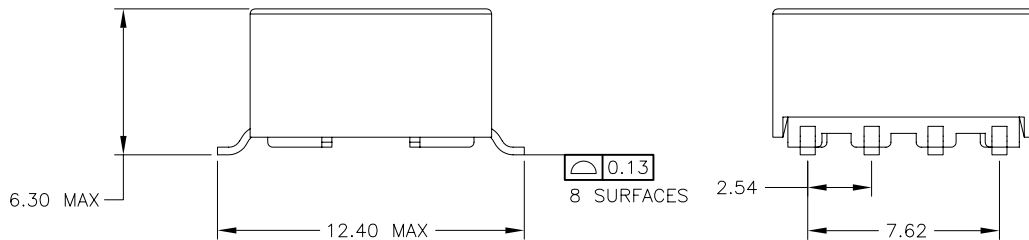
NOTES: UNLESS OTHERWISE SPECIFIED

Electrical Specification @ 25°C – Operating Temperature –40°C To +85°C

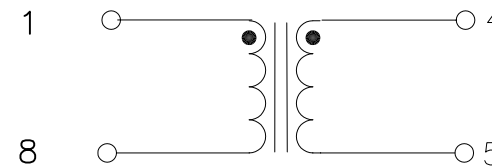
1. EE8.8 Inductor
2. Surface mount footprint



OCL (1-8) 1kHz, 0.1VRMS (uH MIN)	Turns Ratio (1-8): (4-5) 20KHz, 1VRMS ±1%	Leakage Inductance (4-5) with (1-8) shorted 100kHz, 0.1VRMS (uH, Max)
600	1:1	0.35
DCR (1-8) (OHMS)	DCR (4-5) (OHMS)	HIPOT (1-8) TO (4-5) (VAC, 60Sec)
0.664-0.812	0.664-0.812	500



FINAL OUTLINE



SCHEMATIC

Dimensions: mm, unless otherwise specified tolerance = ±0.1

© Copyright, 2011. Pulse Electronics Corp. All rights reserved. Drawing specifications subject to change without notice. (10/18/11)

PULSE CONFIDENTIAL & PROPRIETARY	PRODUCT DESCRIPTION	PS DRAWING	SHEET:	DWG. NO./ PART NO.	REV.
	INDUCTOR, EE8.8,600uH,SMT	—	1	BX8259W	M13