

IP5-04-05.0-L-S-1-TR

IP5-08-05.0-L-S-1-TR

IP5-04-01-L-S-RA1-TR

(4.00 mm) .1575"

IP5, IP5-RA SERIES

50 Ω HIGH ISOLATION RF PLUGS

SPECIFICATIONS

For complete specifications and recommended PCB layouts see www.samtec.com?IP5

Shell Material:
Copper Alloy

Insulator Material:
Black LCP

Contact Material:
Copper Alloy

Dielectric Material:
Black LCP

Plating:

Au or Sn over

50 μ" (1.27 μm) Ni

Current Rating (Vertical):

Signals: 2.36 A per pin

(2 adjacent pins powered)

Grounds: 4.4 A per pin

(2 adjacent pins powered)

Operating Temp Range:

-55 °C to +125 °C

Dielectric Withstanding Voltage:

IP5 = 600 VAC

IP5-RA = 190 VAC

Working Voltage:

IP5 = 200 VAC

IP5-RA = 190 VAC

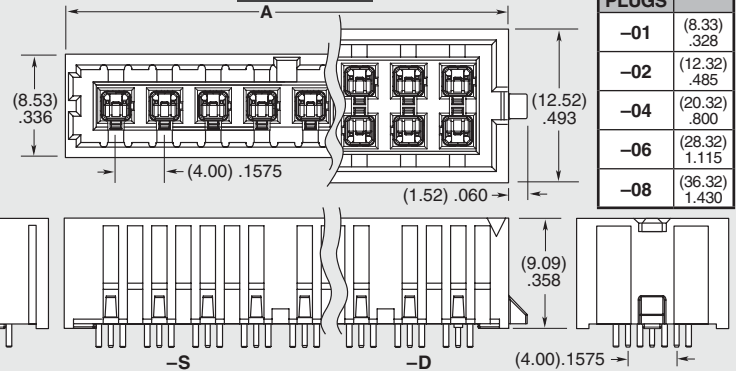
RoHS Compliant:

Yes

IP5	PLUGS PER ROW	05.0	PLATING	ROW OPTION	TAIL	OPTION	TR
Mates with: IJ5, IJ5C		-01, -02, -04, -06, -08	-L = 10 μ" (0.25 μm) Gold on contact area, Matte Tin on tail	-S = Single Row -D = Double Row (Not available with -01)	-1 = (1.60 mm) .062" board thickness	-L = Cable Latch (Single Row only)	-TR = Tape & Reel

IP5/IJ5 10 mm Stack Height	Frequency
Insertion Loss = 3 dB	10.5 GHz / 21.0 Gbps
Return Loss = 15 dB	5.5 GHz / 11.0 Gbps
Isolation = 60 dB	8.8 GHz / 17.6 Gbps
Isolation = 70 dB	7.6 GHz / 15.2 Gbps
Isolation = 80 dB	1.3 GHz / 2.6 Gbps

Complete test data available at www.samtec.com?IP5 or contact sig@samtec.com



NO. OF PLUGS	A
-01	(8.33) .328
-02	(12.32) .485
-04	(20.32) .800
-06	(28.32) 1.115
-08	(36.32) 1.430

PROCESSING

Lead-Free Solderable:
Yes

RECOGNITIONS

For complete scope of recognitions see www.samtec.com/quality

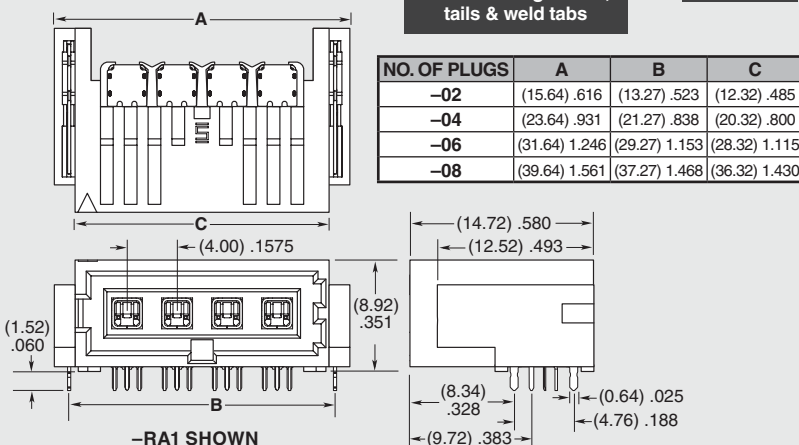


FILE NO. E111594

ALSO AVAILABLE (MOQ Required)

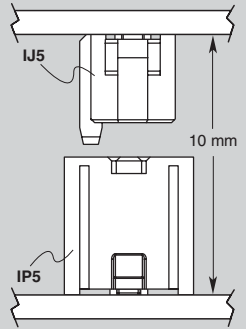
- Other stack heights
 - Other PCB thicknesses
- Contact Samtec.

IP5	PLUGS PER ROW	01	PLATING	S	TAIL OPTION	OPTION	TR
Mates with: IJ5, IJ5C		-02, -04, -06, -08	-L = 10 μ" (0.25 μm) Gold on contact area, Matte Tin on grounds, tails & weld tabs	-RA1 = (1.60 mm) .062" board thickness	(Leave blank for no Cable Latch)	-L = Cable Latch	-TR = Tape & Reel



NO. OF PLUGS	A	B	C
-02	(15.64) .616	(13.27) .523	(12.32) .485
-04	(23.64) .931	(21.27) .838	(20.32) .800
-06	(31.64) 1.246	(29.27) 1.153	(28.32) 1.115
-08	(39.64) 1.561	(37.27) 1.468	(36.32) 1.430

APPLICATION



Due to technical progress, all designs, specifications and components are subject to change without notice.