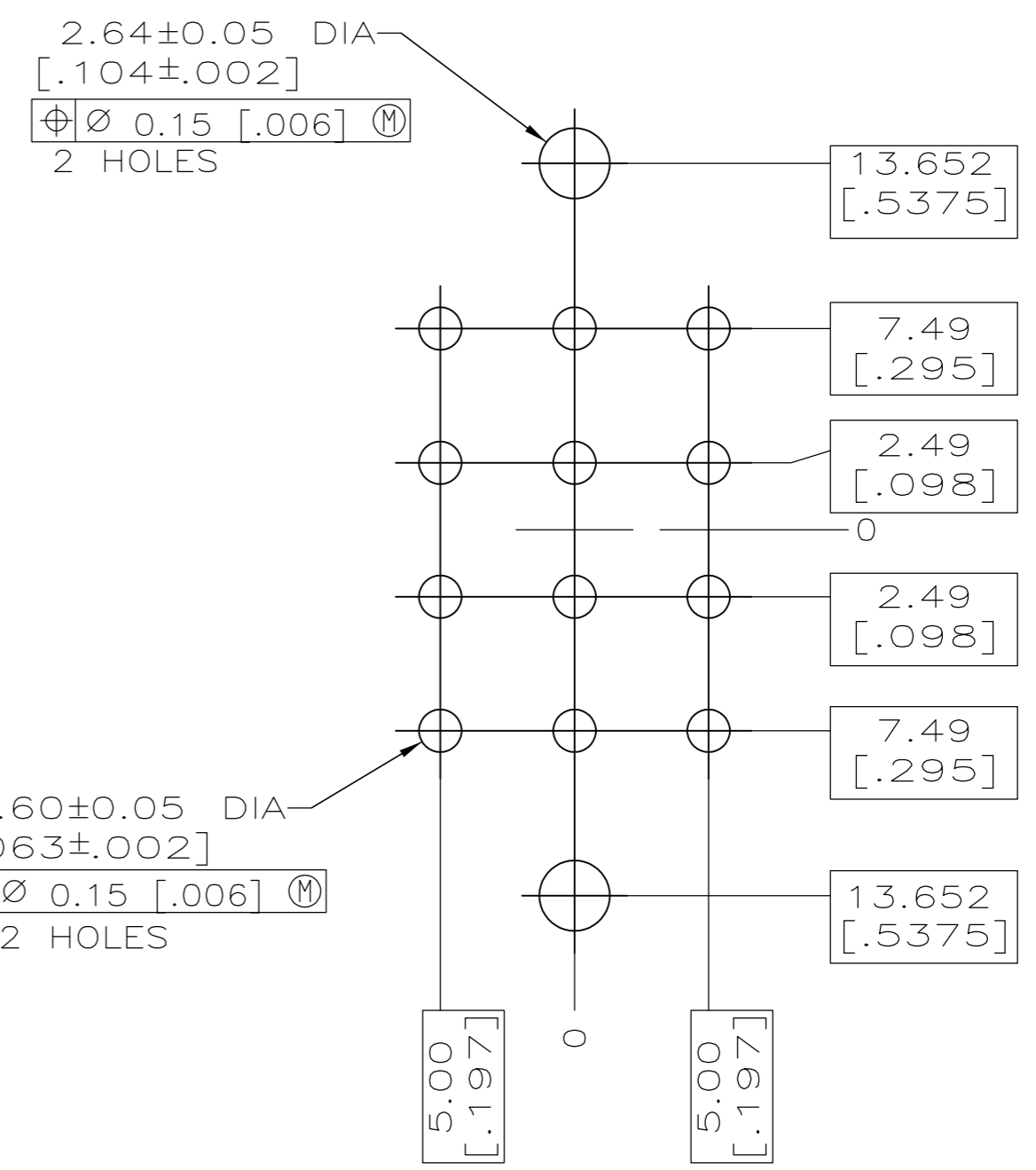
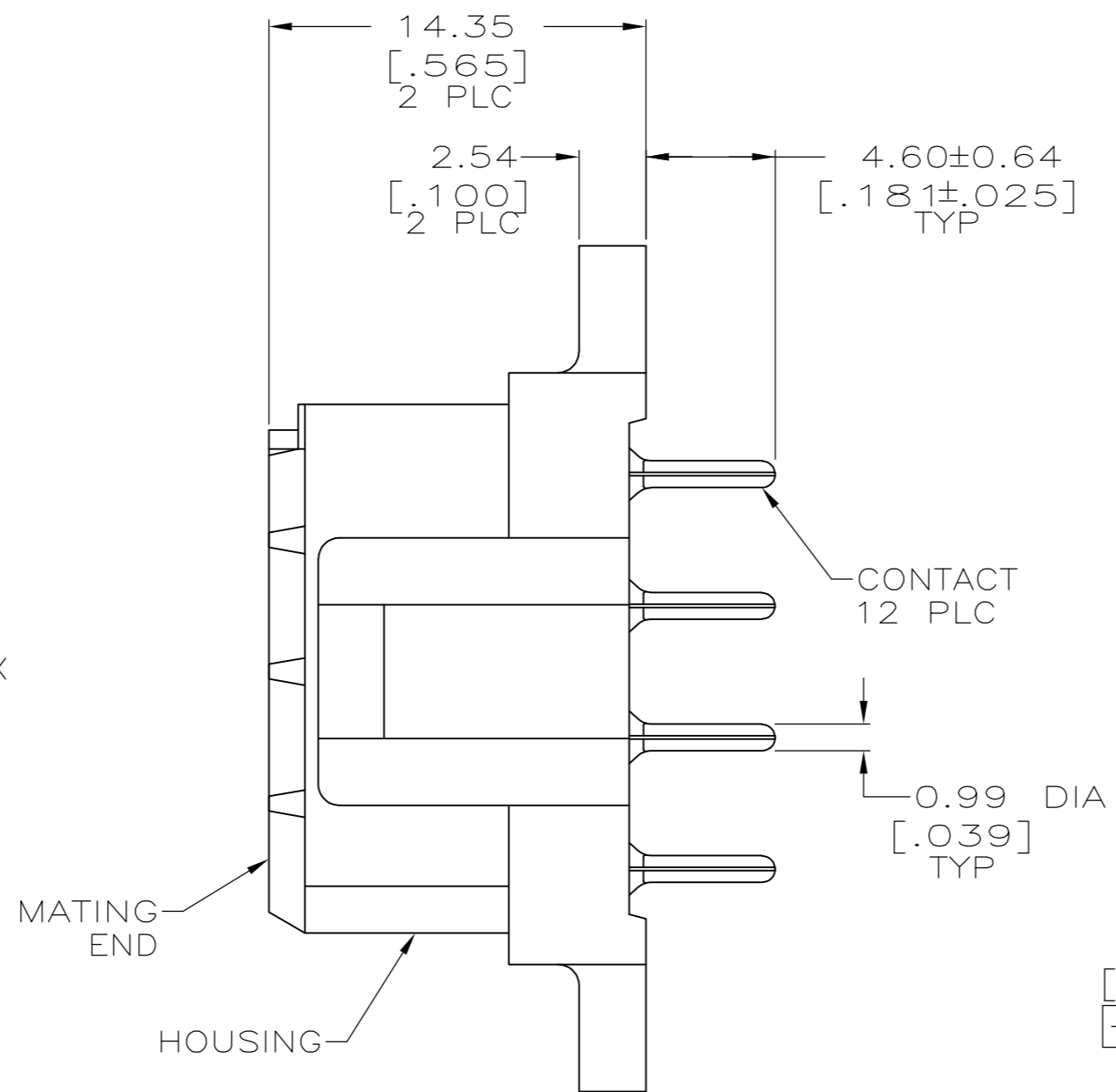
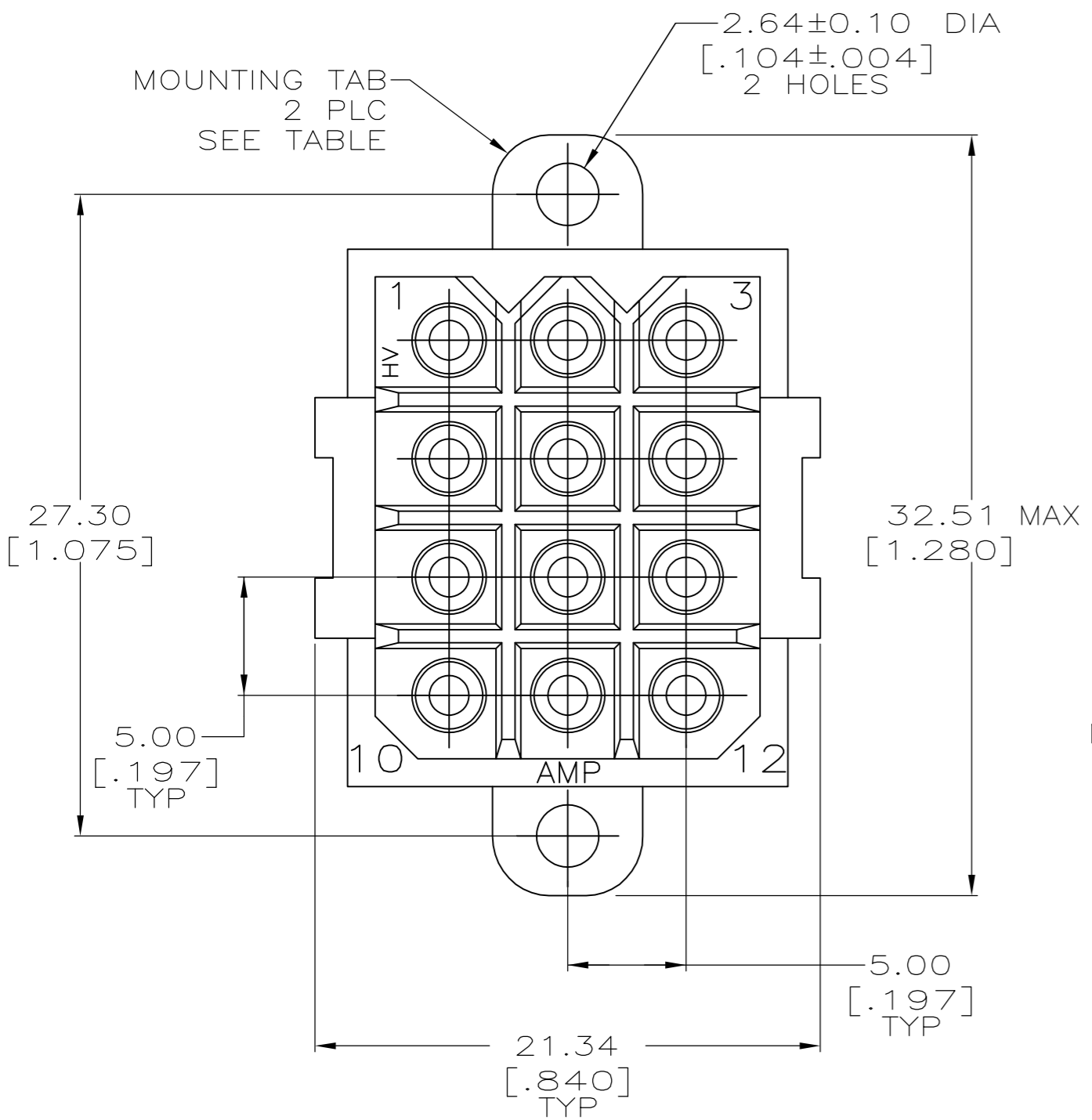


THIS DRAWING IS UNPUBLISHED. RELEASED FOR PUBLICATION
 © COPYRIGHT - By - ALL RIGHTS RESERVED.

LOC		DIST		REVISIONS			
P	LTR	DESCRIPTION	DATE	DWN	APVD		
	L1	REVISED PER ECO-11-004917	11MAR11	RK	HMR		



- ① NYLON, UL 94-VO RATED, RED.
- ② PHOSPHOR BRONZE.
- ③ 3.81um [.000150] MIN TIN-LEAD OVER 1.27um [.000050] MIN NICKEL.
- ④ 0.76um [.000030] MIN GOLD FOR A LENGTH OF 4.95 [.195] MIN FROM MATING END, 3.81um [.000150] MIN TIN-LEAD FOR A LENGTH OF 4.88 [.192] MIN ON OPPOSITE END, BOTH OVER 1.27um [.000050] MIN NICKEL.
- ⑤ .000150 MIN TIN OVER .000050 MIN NICKEL.
- ⑥ 0.76um [.000030] MIN GOLD FOR A LENGTH OF 4.95 [.195] MIN FROM MATING END, 3.81um [.000150] MIN TIN FOR A LENGTH OF 4.88 [.192] MIN ON OPPOSITE END, BOTH OVER 1.27um [.000050] MIN NICKEL.

CONTACT FINISH	MOUNTING TABS	PART NO
⑥	NO	1-207528-0
⑥	YES	207528-9
⑤	NO	207528-8
⑤	YES	207528-7
④	NO	207528-4
④	YES	207528-3
③	NO	207528-2
③	YES	207528-1

THIS DRAWING IS A CONTROLLED DOCUMENT.

DIMENSIONS: INCHES	TOLERANCES UNLESS OTHERWISE SPECIFIED:	DWN L.SIPE 03/19/92	 TE Connectivity
	0 PLC ± -	CHK R.STONE 3-25-92	
	1 PLC ± -	APVD A.TRAVIS 3-25-92	
	2 PLC ± 0.25 [.010]	NAME	
MATERIAL HOUSING: 1	FINISH CONTACT: SEE TABLE	PRODUCT SPEC 108-10033	SOCKET HEADER ASSEMBLY, 12 POSITION, METRIMATE
		APPLICATION SPEC	SIZE A2
		WEIGHT -	CAGE CODE 00779
		CUSTOMER DRAWING	DRAWING NO C=207528
		SCALE 4:1	SHEET 1 OF 1
		REV L1	RESTRICTED TO -