
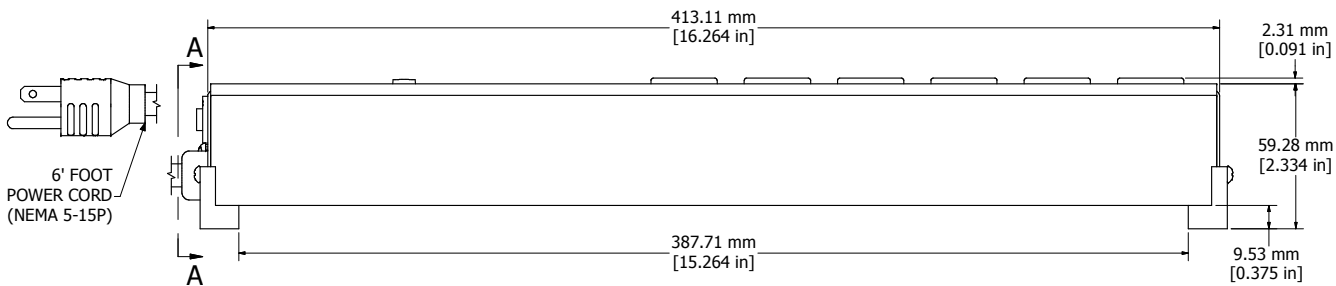


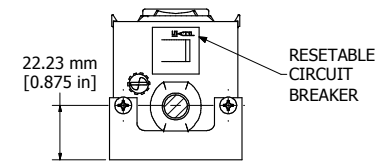
ASSEMBLY - VIEW FROM TOP



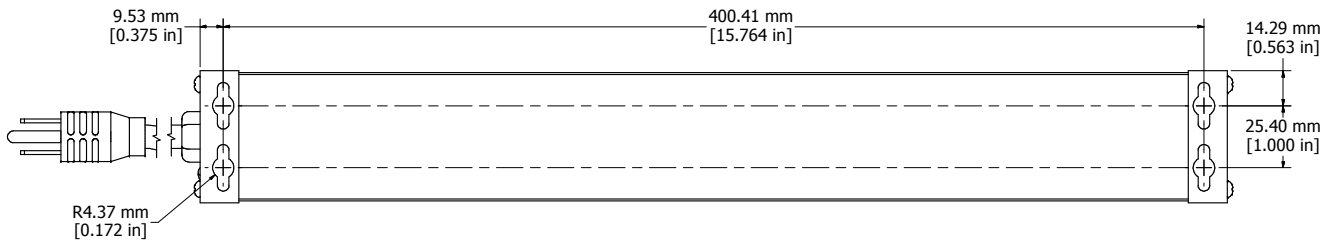
ISOMETRIC VIEW



ASSEMBLY - VIEW FROM SIDE



SECTION A-A



ASSEMBLY - VIEW FROM BOTTOM

1584H6**S	
Finish - Top	- Black Painted Steel
Finish - Bottom	- Aluminum Extrusion
Rated	- 120 VAC, 60 Hz, 15 Amps
Approvals	- CSA Certified Standards C22.2 (No. 21-95, 42-99) & CSA No. 8-M1986
Surge Specs	- 780 Joules, 54000 Amps Transient Current
	- Protection in 3 AC Modes (L-N, N-G, L-G)
Cord Length	
1584H6A1S	- 6' Foot Power Cord (NEMA 5-15P)
1584H6B1S	- 15' Foot Power Cord (NEMA 5-15P)

