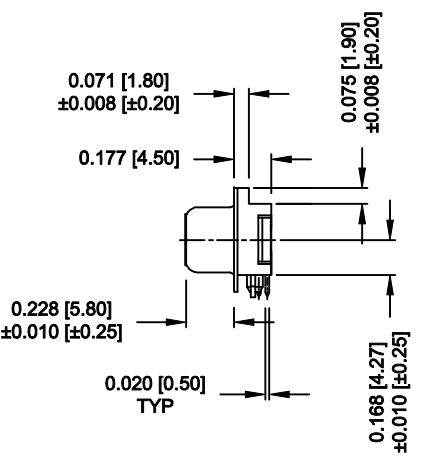
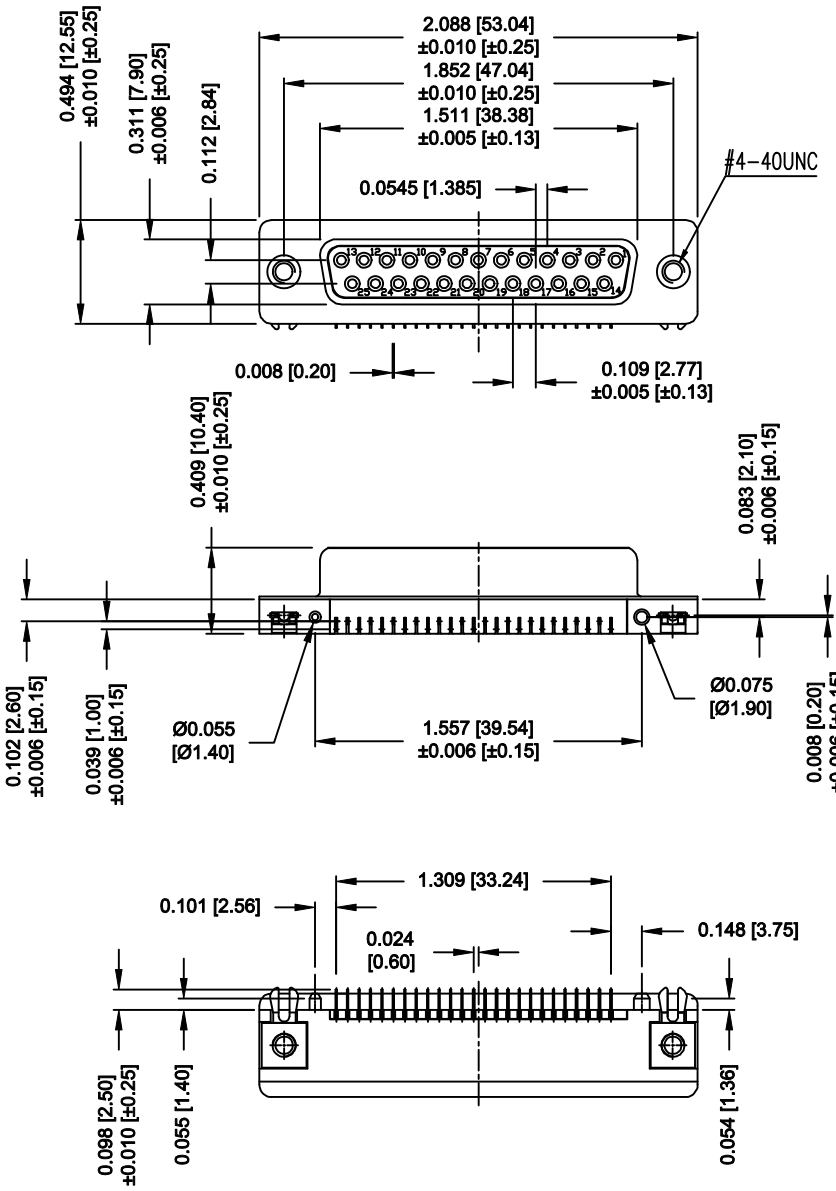


DESCRIPTION: 25 POS - FEMALE - SLIM - RIGHT ANGLE

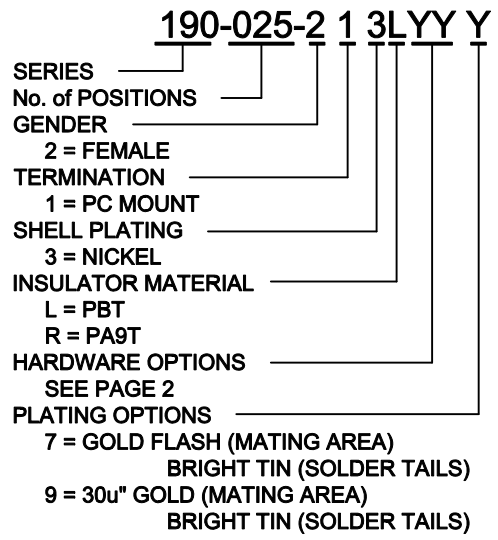
MATERIAL/FINISH: UNITS = INCHES [MM]



SHELL: SPCC, NICKEL PLATED
 BRACKET: BRASS, NICKEL PLATED
 INSULATOR: PBT OR PA9T, UL 94V-0, BLACK,
 PROCESS TEMP: 230°C for 3 seconds (PBT), 2 CYCLES
 260°C for 5 seconds (PA9T), C CYCLES
 CONTACT: COPPER ALLOY
 GOLD PLATED - MATING AREA
 BRIGHT TIN - TERMINATING AREA
 BOARDLOCK: COPPER ALLOY, TIN PLATED
 RIVET: COPPER ALLOY, NICKEL PLATED

ELECTRICAL:
 RATED CURRENT: 3 AMPS
 RATED VOLTAGE: 250 VAC (rms) MAX.
 WITHSTANDING VOLTAGE: 500 VAC (rms) FOR 1 Min.
 INSULATION RESISTANCE: 1,000 MOhms MIN.
 CONTACT RESISTANCE: 25 mOhms Max.
 OPERATING TEMPERATURE: -55° ~ +85° C

TOTAL MATING FORCE: 9.4 Kgf MAX.
 TOTAL UNMATING FORCE: 1.4 Kgf MIN.



DO NOT SCALE FROM DRAWING

	THESE DRAWINGS AND SPECIFICATIONS ARE THE PROPERTY OF NorComp AND SHALL NOT BE REPRODUCED, COPIED OR USED AS THE BASIS FOR THE MANUFACTURE OR SALE OF APPARATUS WITHOUT WRITTEN PERMISSION.		DRAWN: M. SIGMON	DATE: 10-25-16
			CHECKED:	DATE:
<h1>NorComp</h1>		SCALE: 1.5 : 1	SHEET 1 OF 2	REV 2
		DWG NO. 190-025-213LYYY		

RoHS COMPLIANT

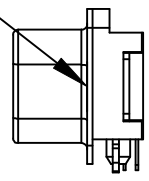
DESCRIPTION: 25 POS - FEMALE - SLIM - RIGHT ANGLE

UNITS = INCHES [MM]

HARDWARE OPTIONS

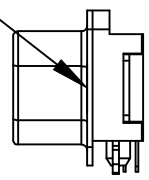
Ø0.120 [Ø3.05]
HOLE IN FLANGE

00 OPTION



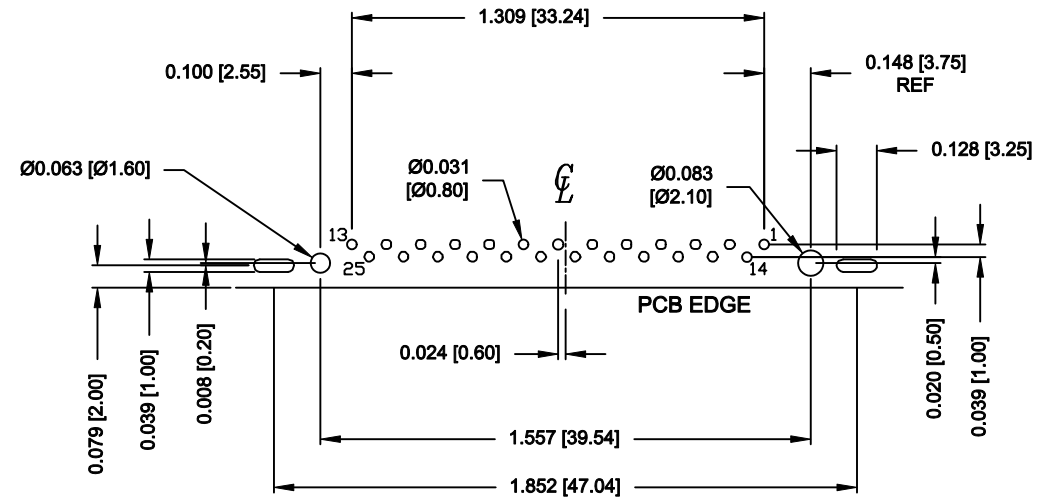
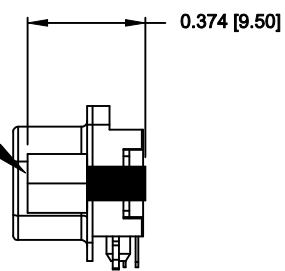
4-40 THREADED HOLE

53 OPTION



4-40 SCREWLOCK
(0.228 [5.80] x 0.374 [9.50])

56 OPTION



P.C.B. LAYOUT

TOLERANCE = ±0.002 [±0.05]
SCALE = 1.5 : 1

DO NOT SCALE FROM DRAWING



THESE DRAWINGS AND SPECIFICATIONS ARE THE PROPERTY OF NorComp AND SHALL NOT BE REPRODUCED, COPIED OR USED AS THE BASIS FOR THE MANUFACTURE OR SALE OF APPARATUS WITHOUT WRITTEN PERMISSION.

DRAWN: M. SIGMON	DATE: 10-25-16
CHECKED:	DATE:

RoHS COMPLIANT

NorComp

SCALE: 2 : 1	SHEET 2 OF 2	REV 2
DWG NO. 190-025-213LYYY		