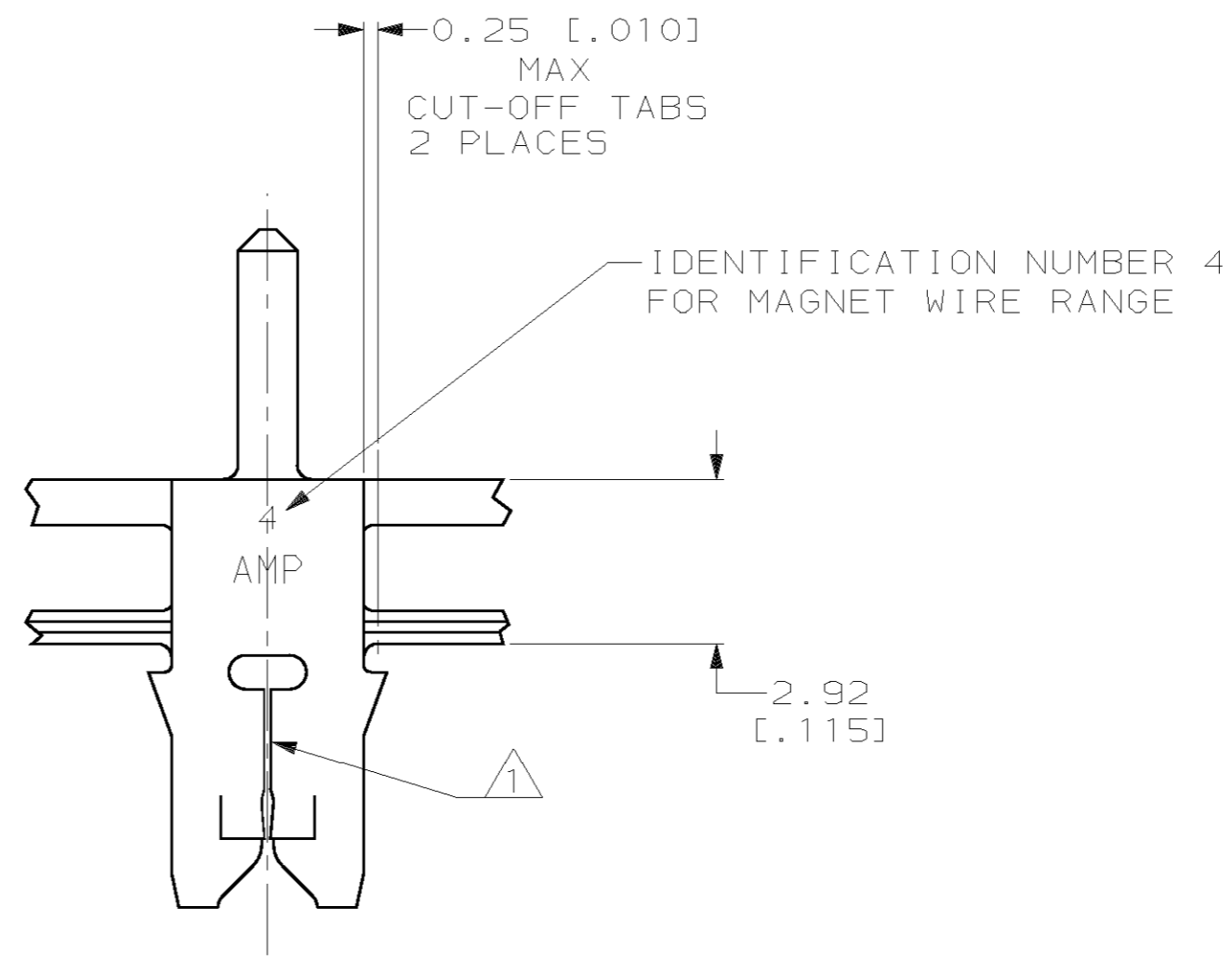
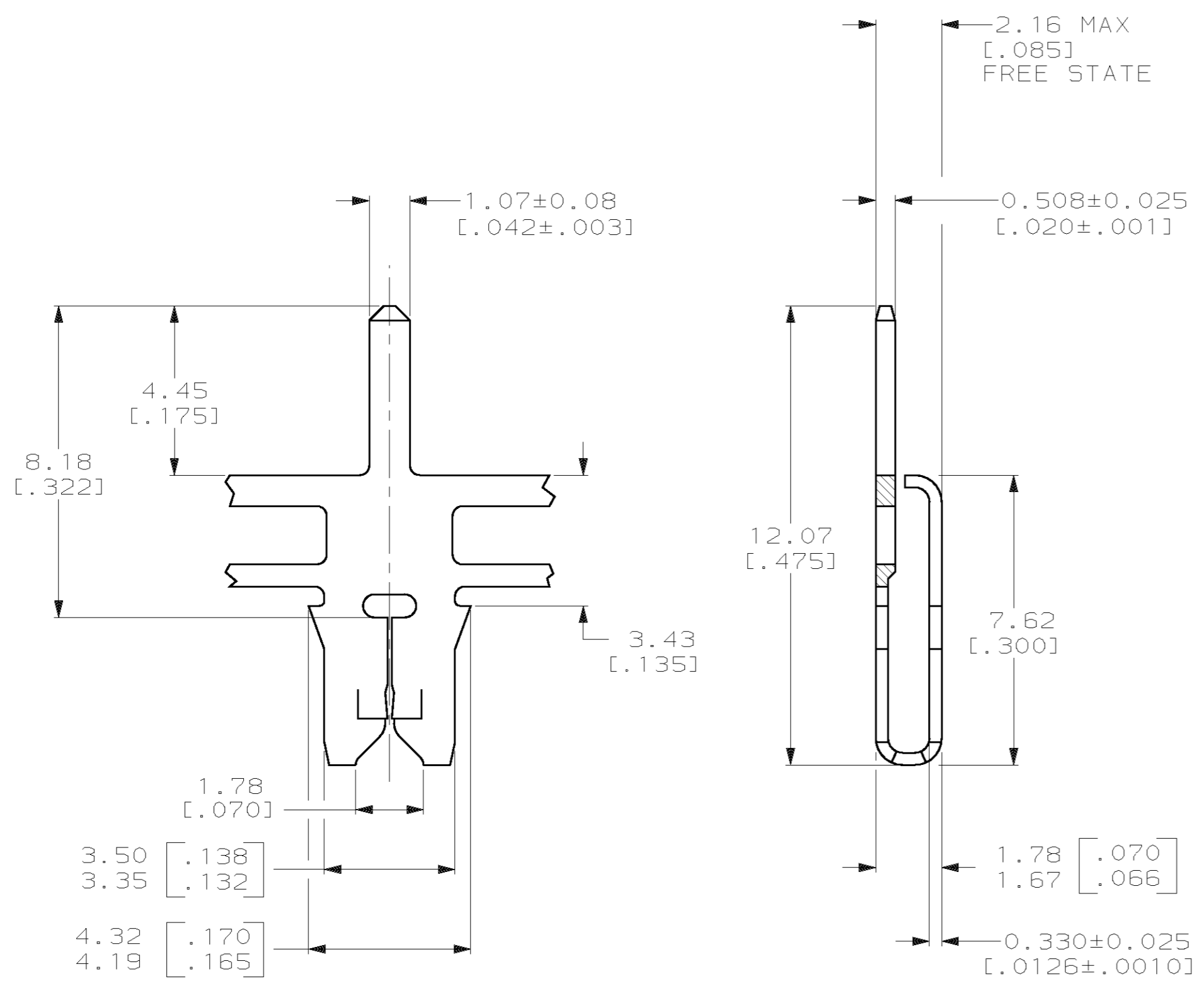
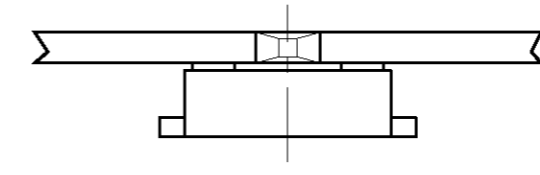


THIS DRAWING IS UNPUBLISHED. RELEASED FOR PUBLICATION .19
 (C) COPYRIGHT 19 BY AMP INCORPORATED. ALL RIGHTS RESERVED.

LOC		DIST		REVISIONS			
P	LTR	DESCRIPTION		DATE	DWN	APVD	
AF	50	A	REVISED PER 0G3A-0225-00		30MAR00	MF	KR

- ① SLOT TERMINATES 0.18-0.23mm [#33-#31] AWG COPPER MAGNET WIRE EITHER SINGLE OR DOUBLE OF THE SAME SIZE.
- 2 CONTINUOUS STRIP ON REELS WITH TERMINALS LOCATED ON 8.38±0.08 [.330±.003] CENTERS.
- ③ 0.002032 [.000080] MIN TIN OVER 0.00127 [.000050] MIN NICKEL.



1217302-1
PART NUMBER

THIS DRAWING IS A CONTROLLED DOCUMENT.		DWN 12JAN2000 MICHAEL S. FEHER	AMP AMP Incorporated Harrisburg, PA 17105-3608
DIMENSIONS: mm (INCHES)		CHK 12JAN2000 KURT A. RANDOLPH	
TOLERANCES UNLESS OTHERWISE SPECIFIED:		APVD 12JAN2000 KURT A. RANDOLPH	NAME SOLDER TAB, 1.07 [.042], 300 SERIES MAG-MATE™
0 PLC ±- 1 PLC ±- 2 PLC ±0.25 (.010) 3 PLC ±- 4 PLC ±- ANGLES ±-		PRODUCT SPEC 108-2012	SIZE A2
MATERIAL 4M PRE-MILLED BRASS		APPLICATION SPEC 114-2046	CAGE CODE 00779
FINISH ③		WEIGHT -	DRAWING NO 1217302
		CUSTOMER DRAWING	RESTRICTED TO -
		SCALE 8:1	SHEET 1 OF 1
			REV A

1217302