

Shock-Safe Fuseholder, 5 x 20 / 6.3 x 32 mm, Slotted Cap, Medical



Socket with Slotted Cap
Caps must be ordered separately (see accessories)

250 VAC · 4 W/10 A (VDE)20/16 A (UL/CSA)



Description

- Quick-connctect or solder terminals

Standards

- IEC 60127-6
- UL 512
- CSA C22.2 no. 39

Approvals

- VDE Certificate Number: 134125
- UL File Number: E39328
- CSA File Number: 38456


Applications

- Medical equipment

Weblinks

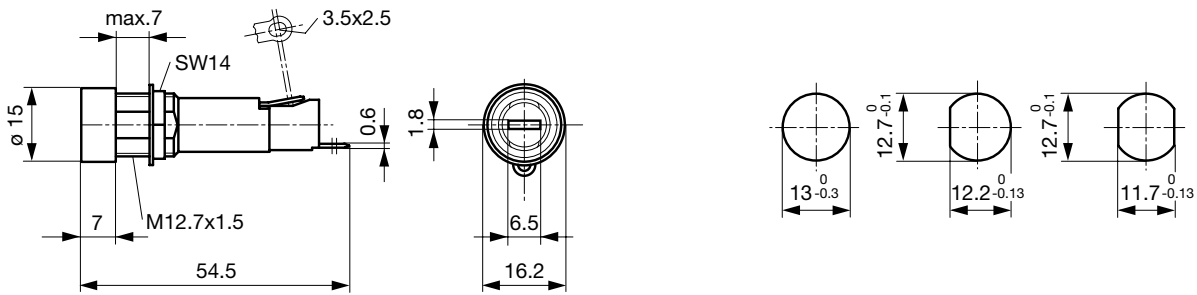
[pdf datasheet](#), [html-datasheet](#), [General Product Information](#), [Packaging details](#), [Approvals](#), [CE declaration of conformity](#), [RoHS](#), [CHINA-RoHS](#), [REACH](#), [Distributor-Stock-Check](#), [Accessories](#), [Detailed request for product](#)

Technical Data

Shock-Safe Category	PC2	Soldering Methods	Iron Soldering Profile
Fuse-Link	5 x 20 or 6.3 x 32 mm	Solderability	350 °C / 2 sec acc. to IEC 60068-2-20, Test Ta, method 2
Mounting	Panel Mount, Front Side	Resistance to Soldering Heat	350 °C / 10 sec acc. to IEC 60068-2-20, Test Tb, method 2
Attachment	Fixing Nut	Contact Resistance	< 5 mΩ at 20 mV
Terminal	Solder	Dielectric Strength	> 3kV > 4kV between L/N-PE (50Hz; 1 min)
Rated Voltage	250 VAC	Impulse Withstand Voltage	> 4kV between L-N > 6kV between L/N-PE
Rated current	10 A (VDE), 20/16 A (UL/CSA)	Insulation Resistance	> 10 MΩ between L-N > 100 MΩ between L/N-PE (500 VDC; 1 min)
Rated Power Acceptance IEC	4 W / 10 A @ Ta 23 °C Admissible power acceptance at higher ambient temperature see derating curves	Overvoltage Category	I - III acc. to IEC 60664-1
Degree of Protection	IP 40	Pollution Degree	1 - 3 acc. to IEC 60664-1
Protection Class	Suitable for appliances with protection class I or II acc. to IEC 61140	Admissible Torque on Fixing Nut	max 1.2 Nm
Admissible Ambient Air Temp.	-40 °C to 85 °C	Panel Thickness	max 7 mm
Climatic Category	40/085/21 acc. to IEC 60068-1		
Material: Socket	Thermoset, black, UL 94V-0		
Material: Terminals	Tin-Plated Copper Alloy		
Unit Weight	5.5 g / 3.22 g		
Storage Conditions	0 °C to 60 °C, max. 70% r.h.		
Product Marking	 Type, Rated Voltage, Rated current, Approvals		

Detailed information on product approvals, code requirements, usage instructions and detailed test conditions can be looked up in [General Product Information](#)

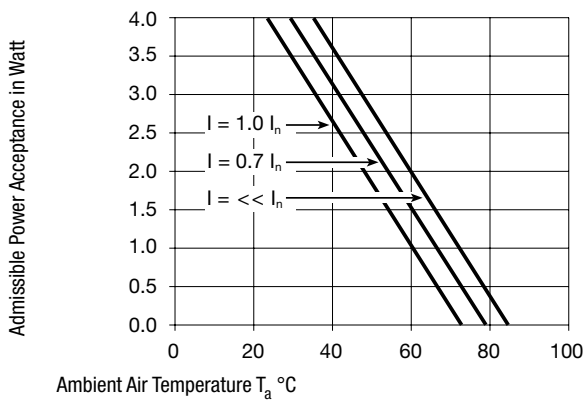
Dimension  46.5 mm



Variant 0031.1681

Mounting holes

Derating Curves



All Variants

Holder	Cap	Fuse-Link	Degree of Protection	Colour Cap	Remark	Order Number
●	-	5 x 20 or 6.3 x 32mm	IP 40	-	-	0031.1681

Most Popular.

Availability for all products can be searched real-time: <http://www.schurter.com/en/Stock-Check/Stock-Check-SCHURTER>

Packaging Unit Bulk (100 pcs.)

Required Accessory

Description



Caps to FEU, FAU, FAC
Caps to Holder FEU, FEU (Med), FAU, FAC