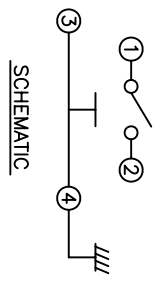
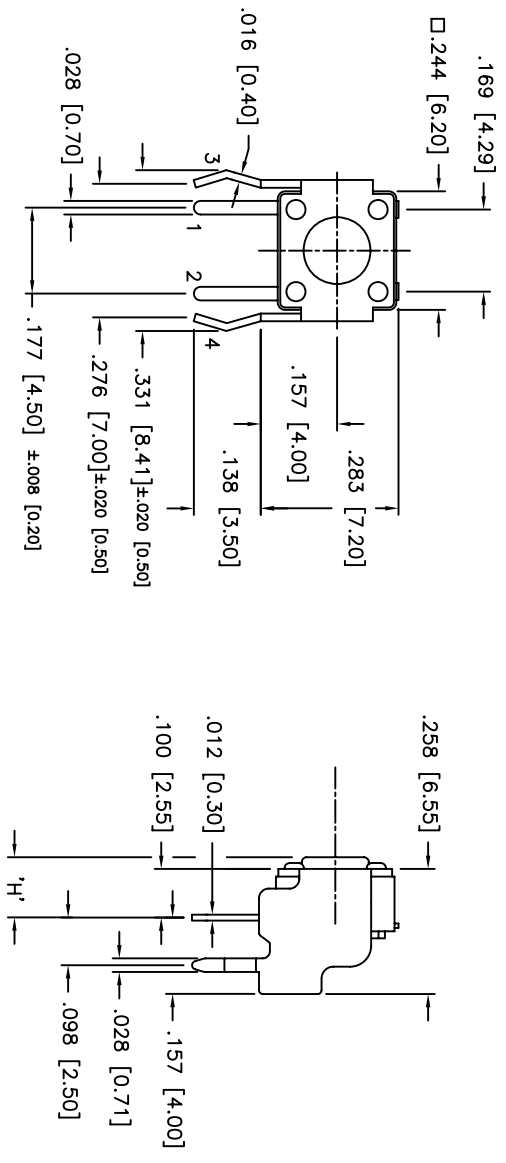
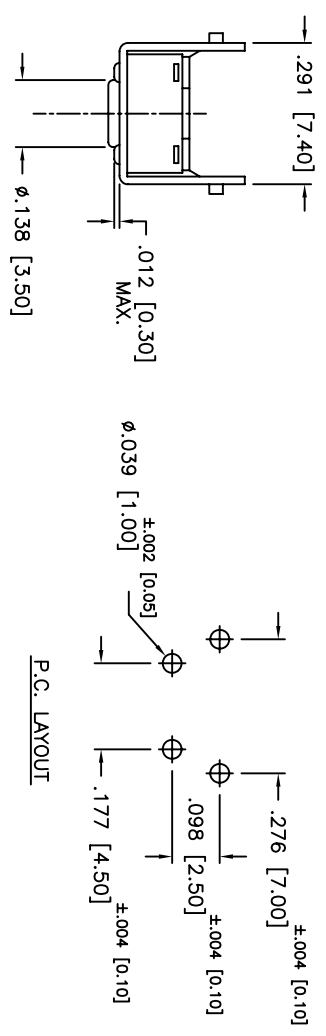


THIS DOCUMENT IS THE PROPERTY OF APM COMPONENTS AND SHALL NOT BE COPIED, REPRODUCED, DISCLOSED OR USED AS THE BASIS FOR MANUFACTURING OR SALE WITHOUT THE PERMISSION OF A DULY AUTHORIZED REPRESENTATIVE OF APM COMPONENTS INC.



PART NUMBER DESCRIPTION

ADTSA 6**V
 RIGHT ANGLE TACT
 DIM "L":
 6 = 6mm X 6mm
 5 = .467 [11.85]
 4 = .329 [8.35]
 3 = .230 [5.85]
 2 = .152 [3.85]
 1 = .124 [3.15]

COLOR OF STEM FOR OPERATING FORCE:
 K = BLACK, 100gf
 N = BROWN, 160gf
 R = RED, 260gf
 S = SALMON, 320gf
 Y = YELLOW, 520gf

DATE	SYM	REVISION RECORD	DWN.	CK.
10/05	A	ECO# 480	CD	PD
1/06	B	ECO# 526	CD	PD

DESCRIPTION: SPDT, RIGHT ANGLE, THRU-HOLE MOUNT, GROUNDING, TACT SWITCH.
 SPECIFICATIONS:
 STORAGE TEMP. RANGE: -30°C TO +80°C
 OPERATING TEMPERATURE RANGE: -25°C TO +70°C
 RATING: 50mA @ 12VDC
 CONTACT RESISTANCE: 100mohm MAX.
 INSULATION RESISTANCE: 100Mohm MIN, 500VDC.
 DIELECTRIC STRENGTH: 250VAC FOR 1 MINUTE
 ELECTRICAL LIFE: 100,000 CYCLES FOR 320gf; 260gf
 ELECTRICAL LIFE: 200,000 CYCLES FOR 160gf
 SHOCK RESISTANCE: 50G PER METHOD 213B,
 MIL-STD-202F
 VIBRATION RESISTANCE: PASSES METHOD 201A,
 MIL-STD-202F
 CONTACT ARRANGEMENT: 1 POLE, 1 THROW.
 MATERIALS:
 COVER: STAINLESS STEEL
 CONTACT DISC: PHOSPHOR BRONZE WITH SILVER CLADDING
 TERMINAL: .012THK X.028 [0.30 THK X 0.70]
 BRASS WITH SILVER PLATING
 BASE: UL 94V-0 NYLON THERMOPLASTIC COLOR: BLACK
 STEM: UL 94V-0 NYLON THERMOPLASTIC
 ROHS COMPLIANT

SOLDERING:
 WAVE SOLDERING: 260°C MAX. FOR 5 SECONDS MAX.
 HAND SOLDERING: 350°C MAX. FOR 5 SECONDS MAX.
 (30 WATT IRON MAX.)
 LEAD FREE PROCESS COMPATIBLE

DESIGNER'S INITIAL	DATE	DO NOT SCALE
TOLERANCES (DIM)	07/07/04	
XXX±.008(0.20)		
XXXX±.0008(0.02)		
ANGLE = 40.5°		
63 Neck Rd. MA 01895 Haverhill, MA 01830 Phone: 978-375-5954		
TITLE	SHEET	SIZE
ADTSA6**V	1 OF 1	B
		SCALE
		4:1
		THIRD ANGLE PROJECTION
		DRW. NO.
		B7606
		REV
		B