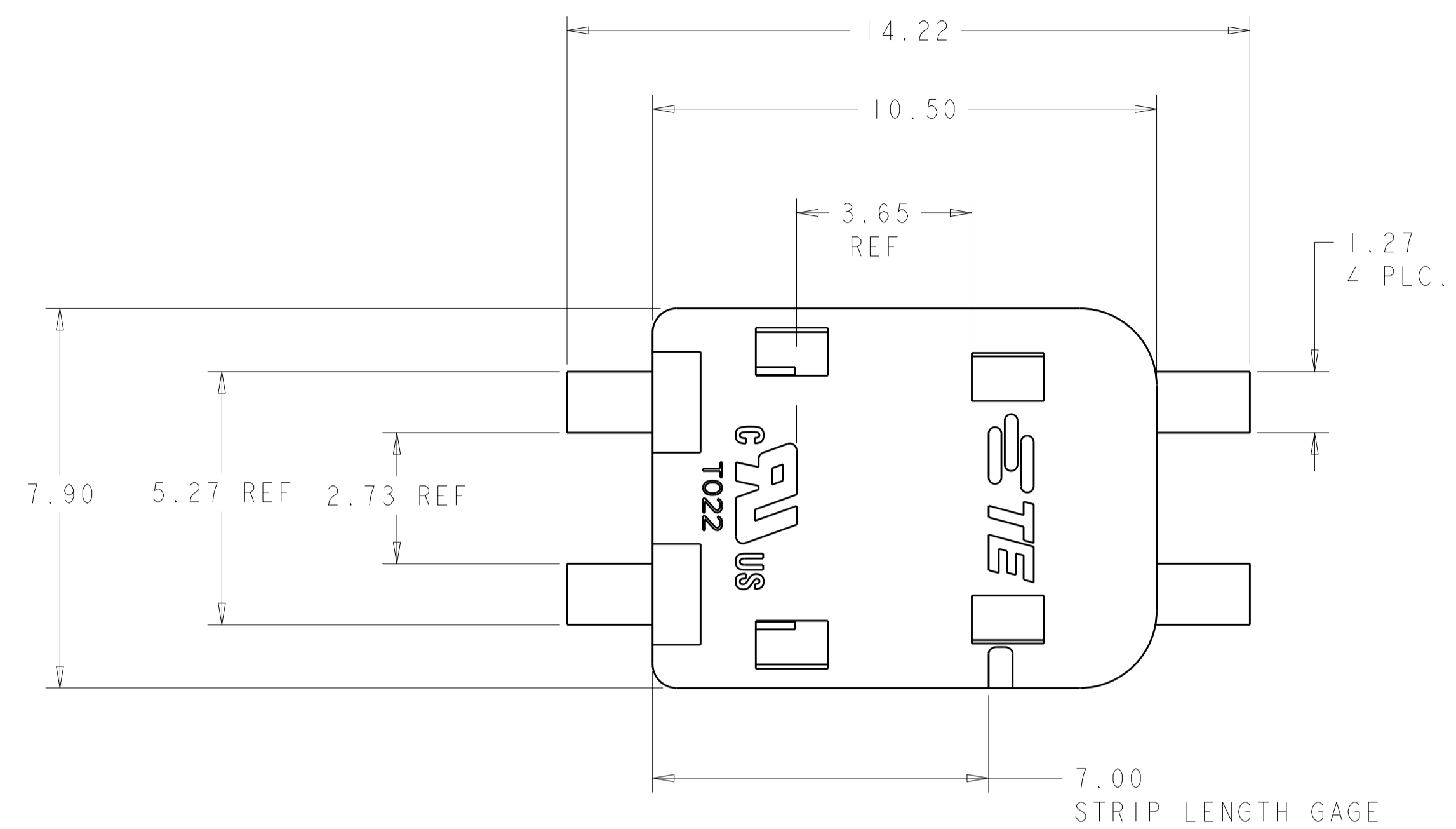
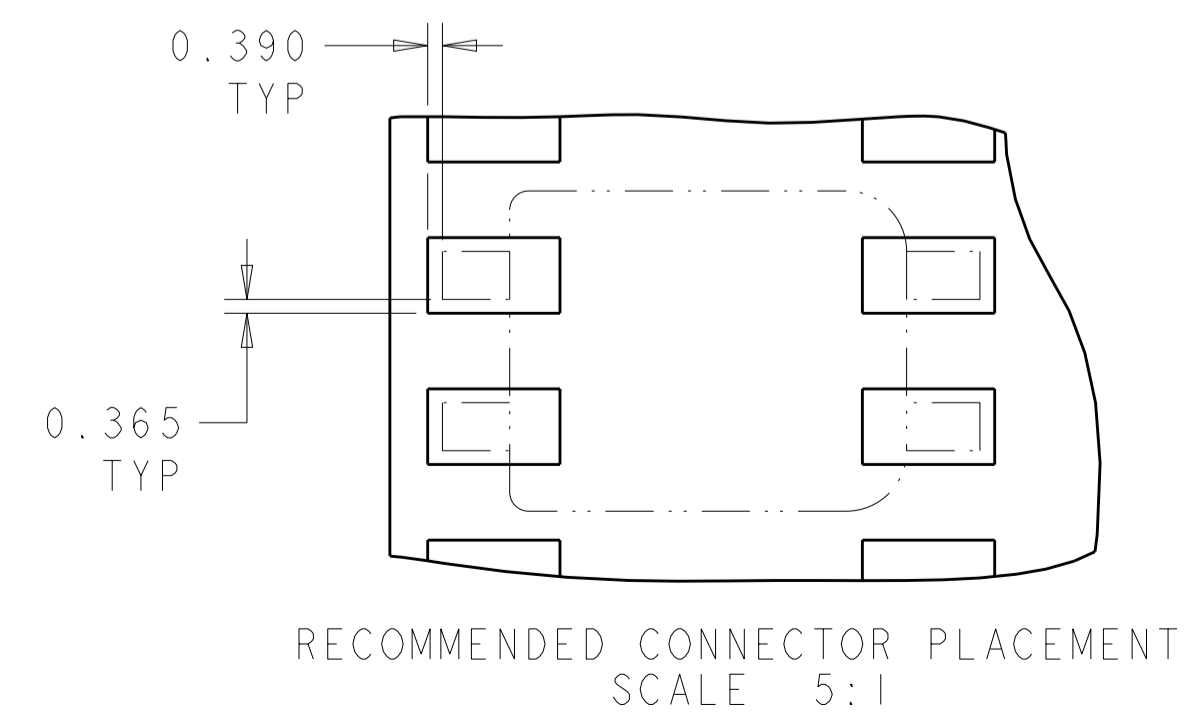
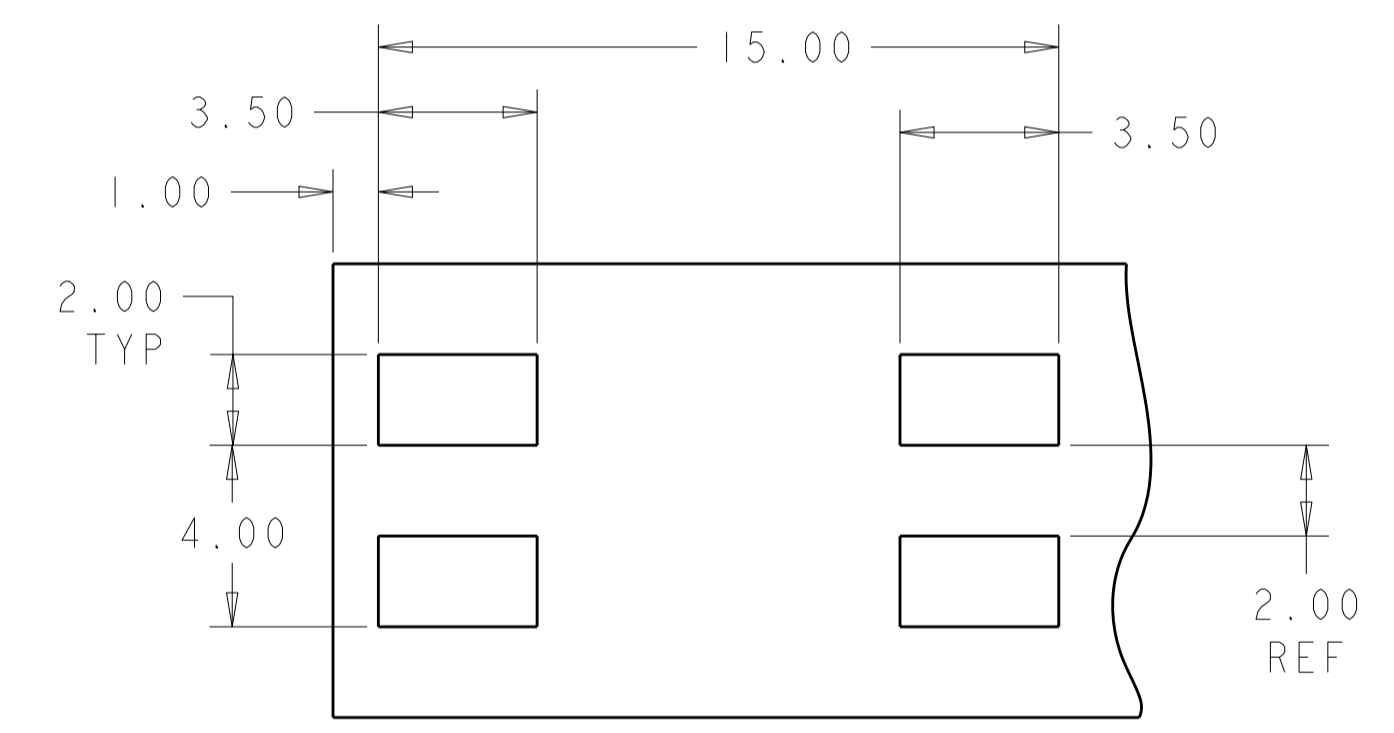
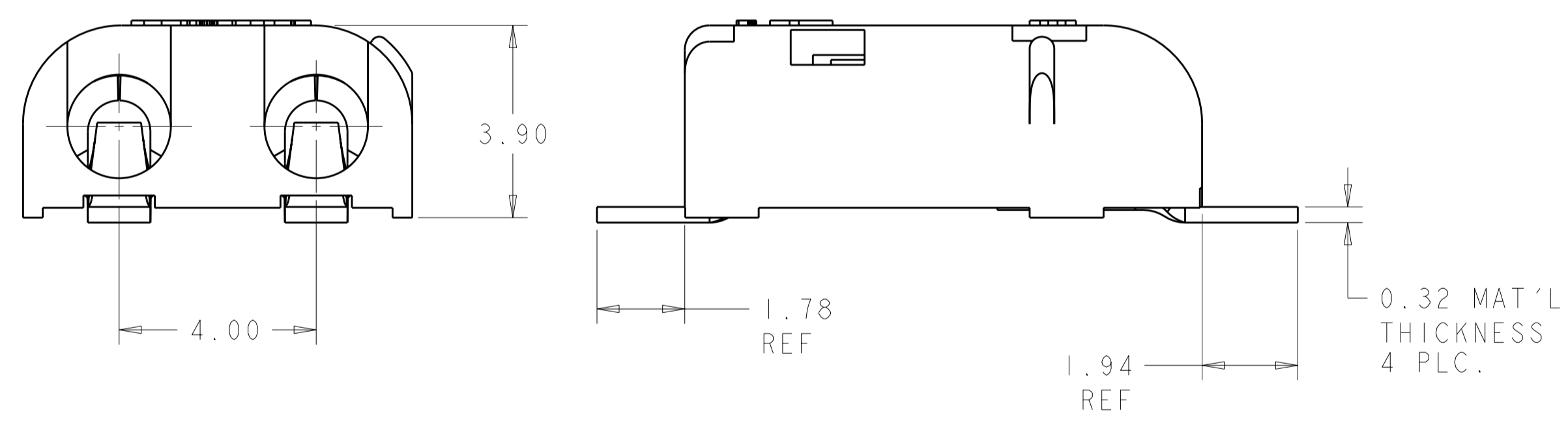


THIS DRAWING IS UNPUBLISHED. RELEASED FOR PUBLICATION 20
 © COPYRIGHT 20 BY - ALL RIGHTS RESERVED.

REVISIONS					
P	LTR	DESCRIPTION	DATE	DWN	APVD
A7		REVISED PER ECO-11-004587	11MAR2011	RK	HMR
A8		REVISED PER ECR-11-011090	03JUN2011	SK	DD



- NOTES :
- 1. MATERIALS AND FINISH:
 - HOUSING: LCP, COLOR: WHITE
 - CONTACTS: COPPER ALLOY, FINISH: TIN
 - 2. MUST COMPLY WITH DIRECTIVE 2002/95/EC (ROHS)
 - 3. THIS PRODUCT HAS NOT COMPLETED VALIDATION TESTING
 - 4. WIRE TYPES AND SIZES ACCEPTED
 - 18, 20 AND 22 AWG SOLID WIRE
 - 18 AND 20 AWG PREBOND STRANDED WIRE
 - 18 AWG STRANDED WIRE (16 STRAND COUNT)
 - MAX INSULATION OD: 2.10 MM (.083")
 - STRIP LENGTH: 7.0±1.0 (.276")
 - 5. MATERIAL AND FINISH:
 - HOUSING: LCP, COLOR: BLACK
 - CONTACTS: COPPER ALLOY, FINISH: TIN
 - 6. PACKAGED IN TAPE AND REEL

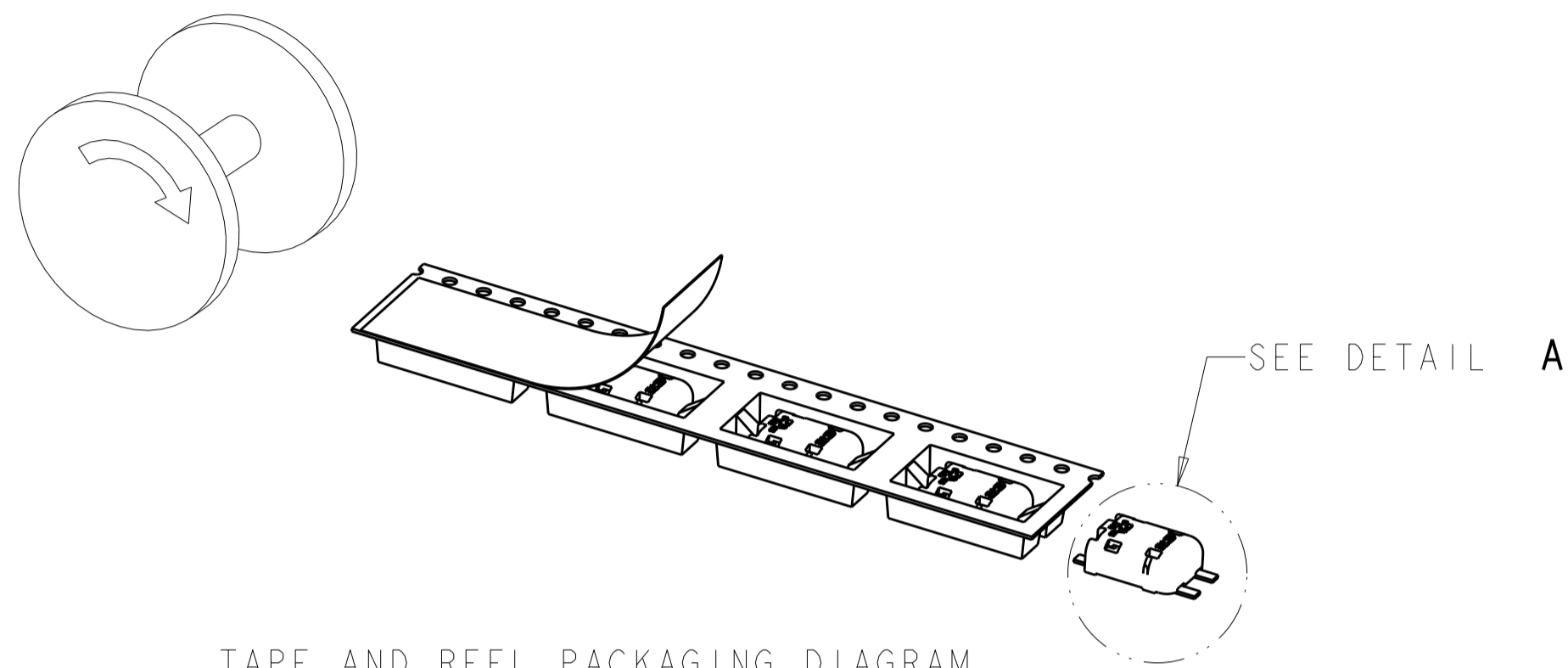


PACKAGING	MATERIAL	COLOR	PART NO.
OBSELETE	1	WHITE	1954097-3
6	5	BLACK	1-1954097-1
6	1	WHITE	1954097-1

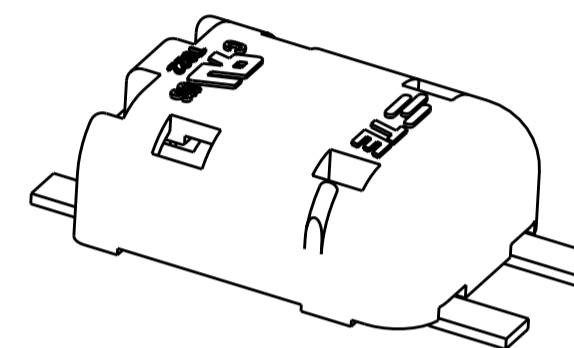
THIS DRAWING IS A CONTROLLED DOCUMENT.		DWN C. DAILY 06JUN2006	TE Connectivity	
DIMENSIONS: mm		CHK S. HORST 06JUN2006		
TOLERANCES UNLESS OTHERWISE SPECIFIED:		APVD J.K. KNOLL 25OCT2007	NAME POKE-IN LED CONNECTOR ASSEMBLY, 2 POSITION SMT	
0 PLC ±		PRODUCT SPEC 108-2284	SIZE A200779	
1 PLC ±0.2		APPLICATION SPEC 114-13194	DRAWING NO C-1954097	
2 PLC ±0.10		WEIGHT -	RESTRICTED TO -	
3 PLC ±		CUSTOMER DRAWING		
4 PLC ±		SCALE 7:1 SHEET 1 OF 2 REV A8		
ANGLES ±3°				
FINISH				
SEE TABLE	SEE TABLE			

THIS DRAWING IS UNPUBLISHED. RELEASED FOR PUBLICATION 20
 © COPYRIGHT 20 BY - ALL RIGHTS RESERVED.

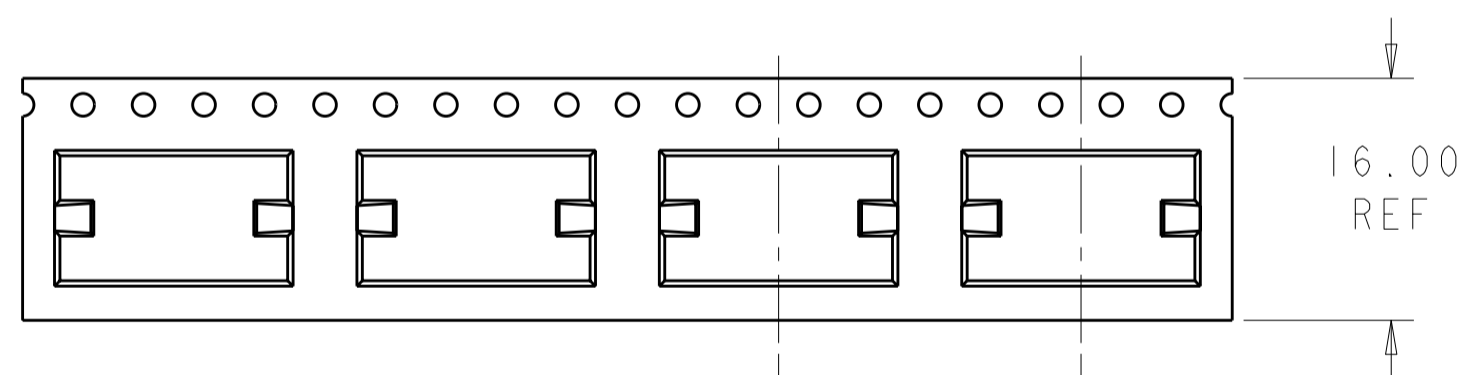
LOC	DIST	REVISIONS				
P	LTR	DESCRIPTION	DATE	DWN	APVD	
AF	50	-	SEE SHEET 1	-	-	



TAPE AND REEL PACKAGING DIAGRAM
 FOR 1954097-1 & 1-1954097-1



DETAIL A
 SCALE 5:1



20.00 REF
 TYP

SCALE 2:1

THIS DRAWING IS A CONTROLLED DOCUMENT.		DWN C. DAILY 06JUN2006	STE TE Connectivity	
DIMENSIONS: mm		CHK S. HORST 06JUN2006		
TOLERANCES UNLESS OTHERWISE SPECIFIED:		APVD J.K. KNOLL 25OCT2007	NAME POKE-IN LED CONNECTOR ASSEMBLY, 2 POSITION SMT	
0 PLC ± 1 PLC ±0.2 2 PLC ±0.10 3 PLC ± 4 PLC ±		PRODUCT SPEC 108-2284	SIZE A200779	
MATERIAL SEE TABLE		FINISH SEE TABLE	DRAWING NO C-1954097	
		APPLIC. SPEC 114-13194	RESTRICTED TO -	
		WEIGHT -	SCALE 7:1 SHEET 2 OF 2 REV A8	
		CUSTOMER DRAWING		