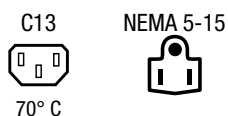


US Power Supply Cord with IEC Connector C13, V-Lock, straight



See below:  
[Approvals and Compliances](#)

**Description**

- Power Cord
- Protection class I , Pin temperature 70 °C
- with V-Lock interlocking system

**Technical Data**

Ratings UL/CSA	10A / 125 VAC; 50/60Hz	appliance inlet/-outlet	C13 acc. to 60320-2-2
Dielectric Strength	> 2kVDC between L-N > 2kVAC between L/N-PE (1 min/50Hz)		IEC 60320-1 UL 498, CSA C22.2 no. 42 (for cold conditions) pin-temperature 70 °C, 10A, Protection Class I
Allowable Operation Temperature	-25 °C to 70 °C		
IP-Protection	from front side IP 20 acc. to IEC 60529		
Insulation cover	Suitable for appliances with protection class I acc. to IEC 61140		
Terminal	moulded		
Material: Housing	PVC, black		

**Approvals and Compliances**

Detailed information on product approvals, code requirements, usage instructions and detailed test conditions can be looked up in [Details about Approvals](#)

**Approvals**

The approval mark is used by the testing authorities to certify compliance with the safety requirements placed on electronic products.  
 Approval Reference Type: 6051.2151

Approval Logo	Certificates	Certification Body	Description
	<a href="#">UL Approvals</a>	UL	UL File Number:
	<a href="#">CSA Approvals</a>	CSA	CSA Certification Record:

**Product standards**

Product standards that are referenced

Organization	Design	Standard	Description
	Designed according to	IEC 60320-1	Appliance couplers for household and similar general purposes
	Designed according to	60320-2-2	Appliance couplers for household and similar general purposes
	Designed according to	UL 498	Standard for Attachment Plugs and Receptacles
	Designed according to	CSA C22.2 no. 42	General Use Receptacles, Attachment Plugs, and Similar Wiring Devices






## Application standards

Application standards where the product can be used

Organization	Design	Standard	Description
	Designed for applications acc.	IEC/UL 60950	IEC 60950-1 includes the basic requirements for the safety of information technology equipment.

## Compliances

The product complies with following Guide Lines

Identification	Details	Initiator	Description
	<a href="#">CE declaration of conformity</a>	SCHURTER AG	The CE marking declares that the product complies with the applicable requirements laid down in the harmonisation of Community legislation on its affixing in accordance with EU Regulation 765/2008.
	RoHS	SCHURTER AG	EU Directive RoHS 2011/65/EU
	China RoHS	SCHURTER AG	The law SJ / T 11363-2006 (China RoHS) has been in force since 1 March 2007. It is similar to the EU directive RoHS.
	REACH	SCHURTER AG	On 1 June 2007, Regulation (EC) No 1907/2006 on the Registration, Evaluation, Authorization and Restriction of Chemicals 1 (abbreviated as "REACH") entered into force.
	MicrositeV-Lock	SCHURTER AG	V-Lock system are based on a matching plug-dose combination. The connector is equipped with a notch intended for use with the latching cordset. The cord latching system prevents against accidental removal of the cordset.

## All Variants

Connector		cable				Plug				Order Number	
Type	V-Lock	Cord Type	Conductor cross section	Length [m]	Color	Type	Country	Standard	Style		
C13	●	SJT 3x18 AWG	3 x 18 AWG	5.0	black	North America	USA	NEMA 5-15	straight	-	6051.2151

 Most Popular.

Availability for all products can be searched real-time: <https://www.schurter.com/en/Stock-Check/Stock-Check-SCHURTER>

## Packaging unit

30 Pcs

## Mating Inlets/Plugs shuttered

### Category / Description

#### [Appliance Inlet Overview complete](#)



6010, Mounting: Snap-in, Solder, quick-connect, screw, PCB, Appliance Inlet: IEC C14	6010
6015, Mounting: Snap-in, Solder, quick-connect, screw, PCB, Appliance Inlet: IEC C18	6015
6048, Mounting: Screw, Appliance Inlet: IEC C14	6048
6061, Mounting: Screw, Appliance Inlet: IEC C14	6061
GSP1, Mounting: Screw, Appliance Inlet, IEC C14, For PCB mounting, IP 40, Quick connect terminals 4.8 x 0.8 mm angled or straight, Suitable for appliances with protection class I or II	GSP1
<a href="#">Appliance Inlet further types to 6051.2151</a>	...

#### [IEC Inlet Filter Overview complete](#)



5123, Mounting: Screw, Front-/Rear-Side, Filter: Standard and Medical Version, Without fuse holder: 10 A, Themoplast / steel tin-plated Appliance Inlet: IEC C14, Suitable for appliances with protection class I or II	5123
5120, Mounting: Screw with plastic flange, Front-/Rear-Side, Filter: Standard and Medical Version, Without fuse holder: 10 A, Themoplast / steel tin-plated Appliance Inlet: IEC C14, Suitable for appliances with protection class I or II	5120
5150, Mounting: Screw, Front-/Rear-Side, Filter: Standard, medical and industrial version, Without fuse holder: 10 A, Themoplast / steel tin-plated Appliance Inlet: IEC C14, Suitable for appliances with protection class I	5150
KFS, Mounting: Screw, Front Side, Filter: Standard Version, Without fuse holder: 10 A, Appliance Inlet: IEC C14, pre-wired	KFS

[IEC Inlet Filter further types to 6051.2151](#)

Category / Description

[Power Entry Module Overview complete](#)



DD11, Mounting: Screw-on mounting, Rocker switch: non-illuminated or illuminated 2-pole, Quick connect terminals 4.8 x 0.8 mm, Appliance Inlet: IEC C14, With or without protection cover, Fuse holder: 1 or 2 pole, Suitable for appliances with protection class I	DD11
DD21, Mounting: Screw-on mounting Rear Side, Rocker switch: non-illuminated or illuminated 2-pole, additional quick connect 4.8 x 0.8 mm Appliance Inlet: IEC C14, Fuse holder: 1 or 2 pole	DD21
DC11, Mounting: Screw, Rocker switch: non-illuminated or illuminated 1 or 2 pole, Quick connect terminals 4.8 x 0.8 mm, Appliance Inlet: IEC C14, Without fuse holder: Suitable for appliances with protection class I or II	DC11
DC21, Mounting: Screw Rear Side, Rocker switch: non-illuminated or illuminated 2-pole, Quick connect terminals 4.8 x 0.8 mm Appliance Inlet: IEC C14, Without fuse holder:	DC21
KD, Mounting:Screw, Quick connect terminals 4.8 x 0.8 mm, voltage selector: 2-4 digits, Fuse holder: 1 or 2 pole, Rocker switch, non-illuminated, 2-pole, V-Lock cord retaining, Appliance Inlet: IEC C14, 250 VAC, prewired, Suitable for appliances with protection class I	KD
<a href="#">Power Entry Module further types to 6051.2151</a>	...

[Power Entry Module with line filter Overview complete](#)



Mounting: Screw, from rear-side, A, Filter: Standard Version, Rocker switch: 2-pole, non-illuminated, : IEC C14, Suitable for appliances with protection class I or II	DA22
DC12, Mounting: Screw, Front-/Rear-Side, Filter, Standard and Medical Version, Without fuse holder:10 A, Rocker switch: 1 or 2 pole, non-illuminated or illuminated Appliance Inlet: IEC C14, prewired	DC12
DC22 Mounting: Screw, Rear Side, PCB, 10 A, Filter: Standard and Medical Version, Without fuse holder: Rocker switch: 1 or 2 pole, non-illuminated or illuminated, Appliance Inlet: IEC C14, Suitable for appliances with protection class I	DC22
DD12, Mounting: Screw-on mounting, Front Side, Filter, Standard and Medical Version, Fuse holder:1 or 2 pole, 10 A, Rocker switch: 2-pole, non-illuminated Appliance Inlet: IEC C14, prewired	DD12
DD22 Mounting: Screw-on mounting, Rear Side, PCB, 10 A, Filter: Standard and Medical Version, Fuse holder: 1 or 2 pole, Rocker switch: 2-pole, non-illuminated, Appliance Inlet: IEC C14, Suitable for appliances with protection class I	DD22
<a href="#">Power Entry Module with line filter further types to 6051.2151</a>	...