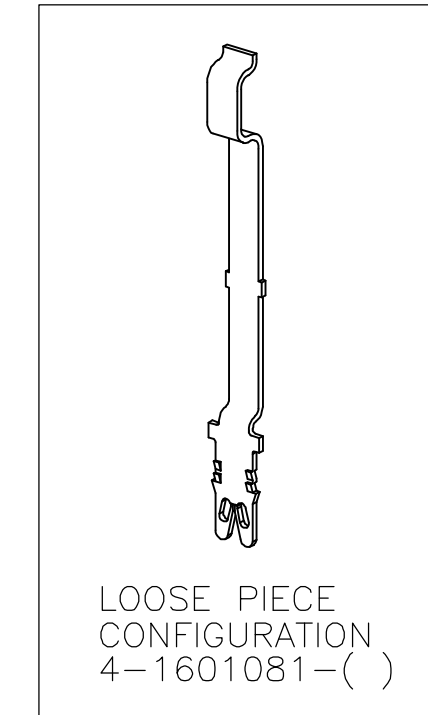
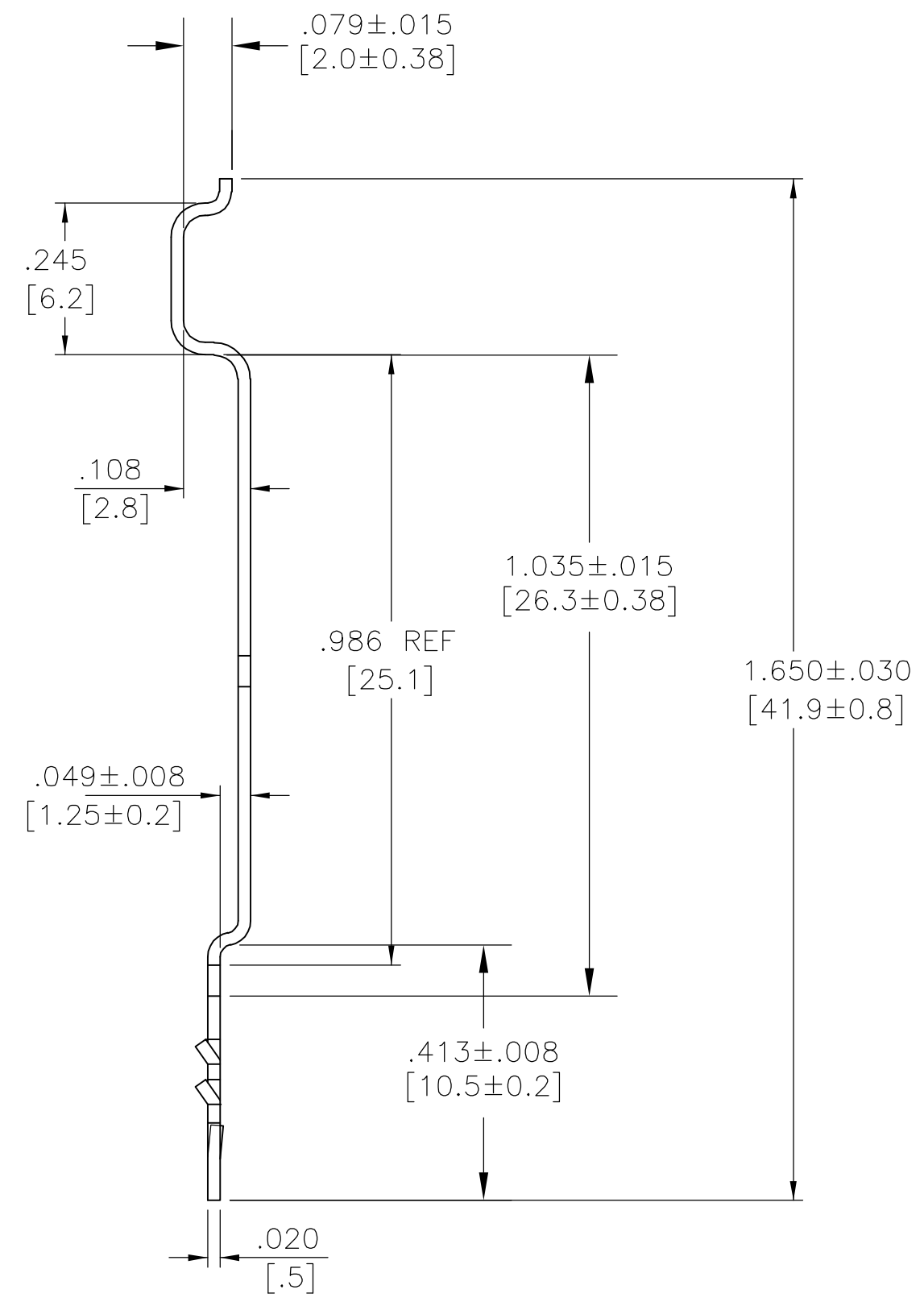
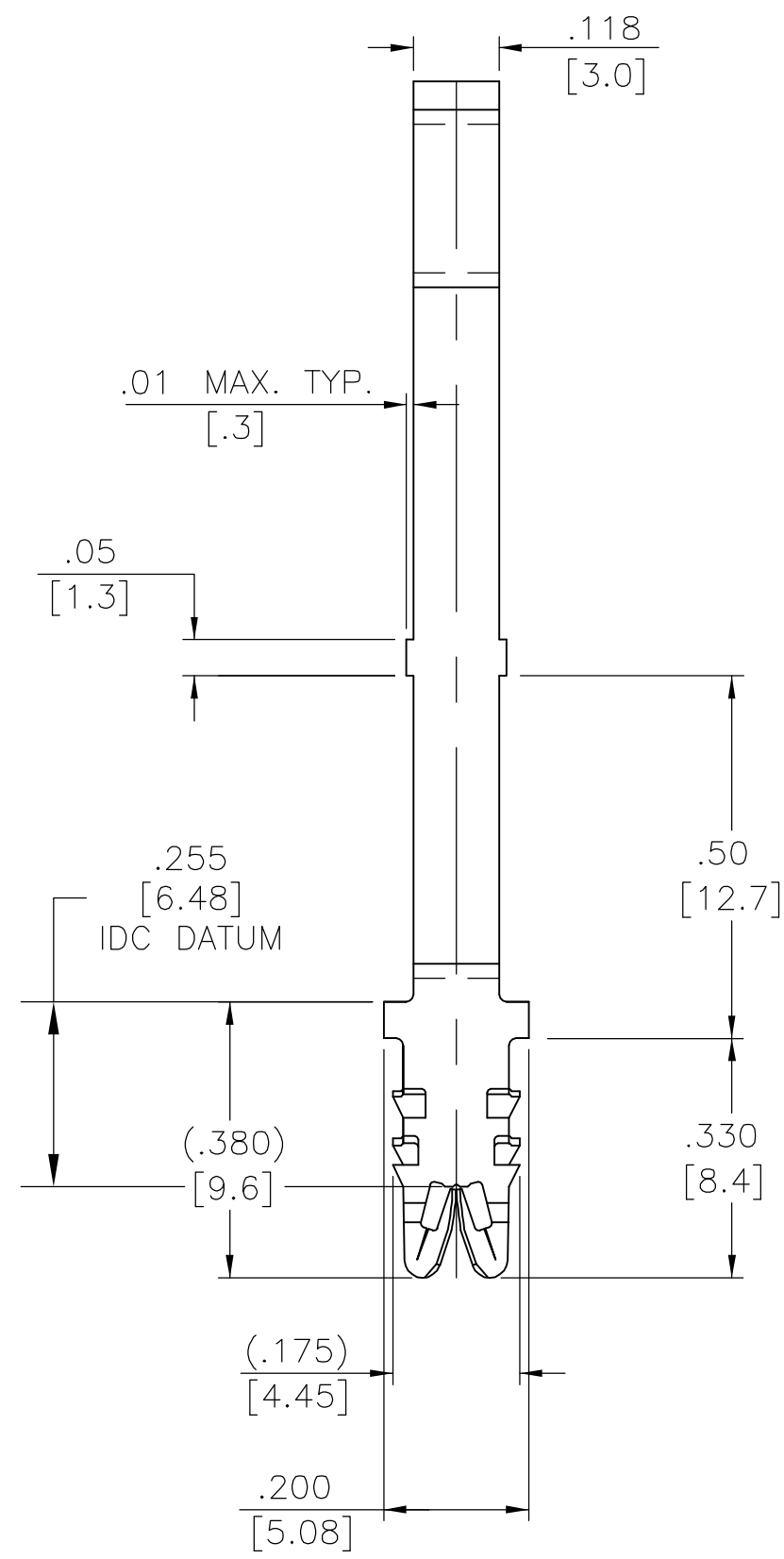


THIS DRAWING IS UNPUBLISHED. RELEASED FOR PUBLICATION
 © COPYRIGHT BY TYCO ELECTRONICS CORPORATION. ALL RIGHTS RESERVED.

LOC		DIST		REVISIONS			
P	LTR	DESCRIPTION		DATE	DWN	APVD	
AF	50	E		REVISED PER ECR-07-002180	31JAN07	JR	GJ

- SPECIFICATIONS:
MAGNET WIRE #8 - #34 AWG, .040"(1.02mm) - .006"(0.16mm) DIA COPPER. OTHER SIZES MAY BE ACCOMMODATED. CONSULT TYCO ELECTRONICS FOR APPROVAL.
- POCKET RECOMMENDATION: 1601425
- SUPPLIED LOOSE PIECE ONLY
- PRELIMINARY - NOT FOR PRODUCTION
- TERMINAL APPLICATION TO COMPLY WITH TYCO ELECTRONICS SPECIFICATION 114-13166 FIGURE 9.



SUPERSEDED BY 4-1601081-3
 SUPERSEDED BY 4-1601081-2

-	-	-
PRE-TIN PLATE OVER NICKEL UNDERPLATE	-	4-1601081-3
PRE-SILVER PLATE OVER NICKEL UNDERPLATE	031-151-025	4-1601081-2
PRE-TIN PLATE OVER NICKEL UNDERPLATE	-	1601081-3
PRE-SILVER PLATE OVER NICKEL UNDERPLATE	131-151-025	1601081-2
FINISH		REFERENCE PART NUMBER
THIS DRAWING IS A CONTROLLED DOCUMENT.		TYCO PART NUMBER
DWN J.WELLER 11JAN2002		Tyco Electronics Corporation Harrisburg, PA 17105-3608
CHK M.FEHER 11JAN2002		
APVD K.RANDOLPH 11JAN2002		
PRODUCT SPEC		
DIMENSIONS: mm [INCHES]		NAME
TOLERANCES UNLESS OTHERWISE SPECIFIED:		108-2085
0 PLC ± -	1 PLC ± -	APPLICATION SPEC
2 PLC ± .01[0.25]	3 PLC ± .005[0.13]	5
4 PLC ± -	ANGLES ± 2°	SIZE CAGE CODE DRAWING NO RESTRICTED TO
MATERIAL BRASS, H04	FINISH SEE TABLE	A2 00779 C=1601081
CUSTOMER DRAWING		SCALE 4:1 SHEET 1 OF 1 REV E